City of McCall

FY16 Adopted Budget

October 1, 2015 – September 30, 2016

City Structure

Staff Statistics

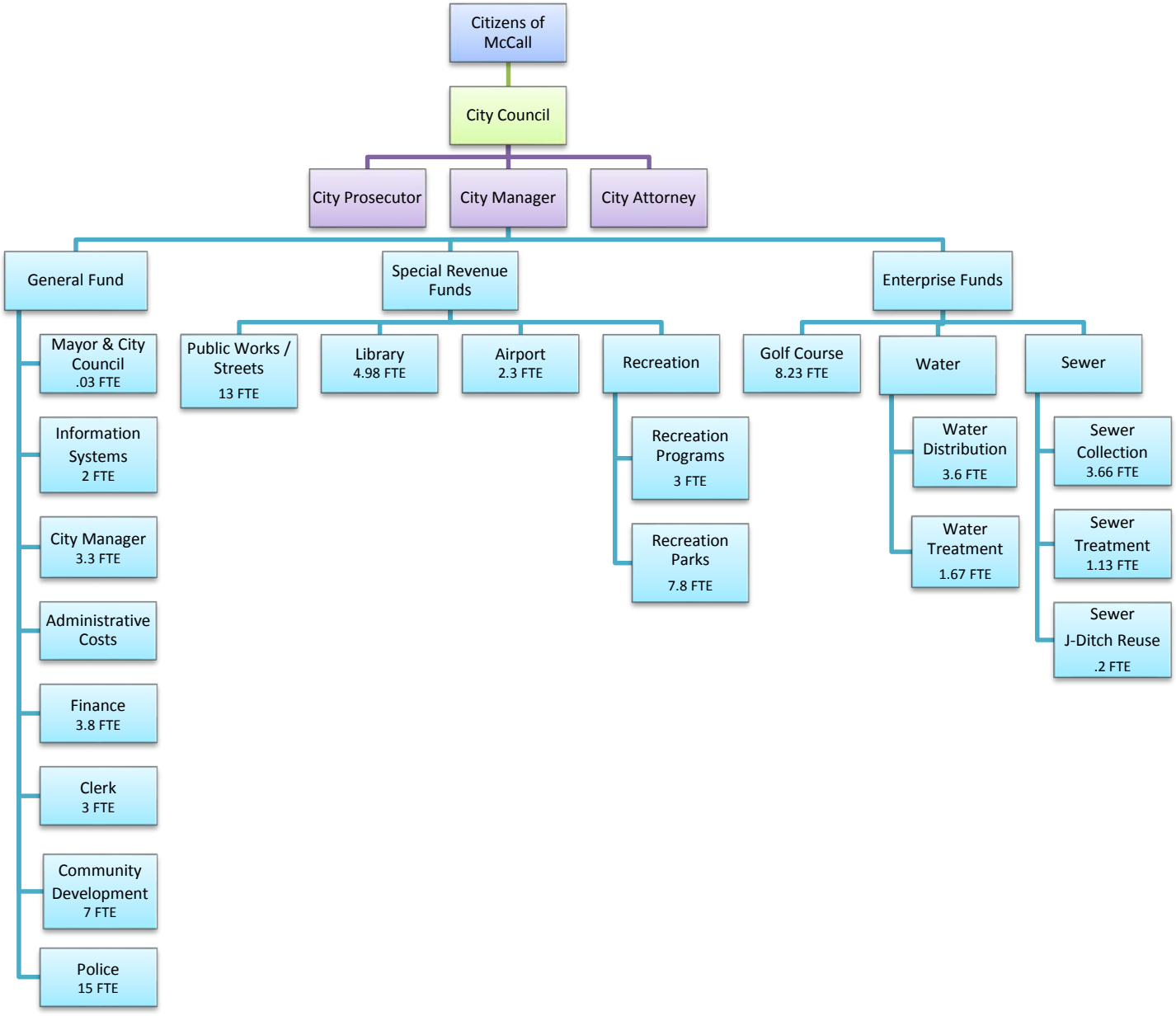

PropertyTax - Allocation by Fund

Tax Allocation By Fund	FY 2012 Actual	FY 2013 Actual	FY 2014 Actual	FY 2015 Budget	FY 2016 Proposed	FY 2016 Change	Change FY 2012 to Proposed FY 2016
General Fund	$ 2,594,769	$ 2,743,323	$ 2,934,335	$ 2,902,825	$ 3,016,277	4%	14%
Streets fund	$ 1,246,083	$ 1,280,628	$ 1,252,354	$ 1,262,553	$ 1,351,574	7%	8%
Library Fund	$ 332,968	$ 339,209	$ 322,009	$ 360,799	$ 381,789	5%	13%
Recreation Fund	$ 177,440	$ 183,275	$ 205,167	$ 240,312	$ 218,844	-10%	19%
Airport Fund	$ 72,186	$ 72,797	$ 73,536	$ 79,396	$ 78,434	-1%	8%
Subtotal	$ 4,423,445	$ 4,619,233	$ 4,787,400	$ 4,845,885	$ 5,046,918	4%	12%

Comments: General Fund incudes 3% increase of $145,377 and no Foregone Amount

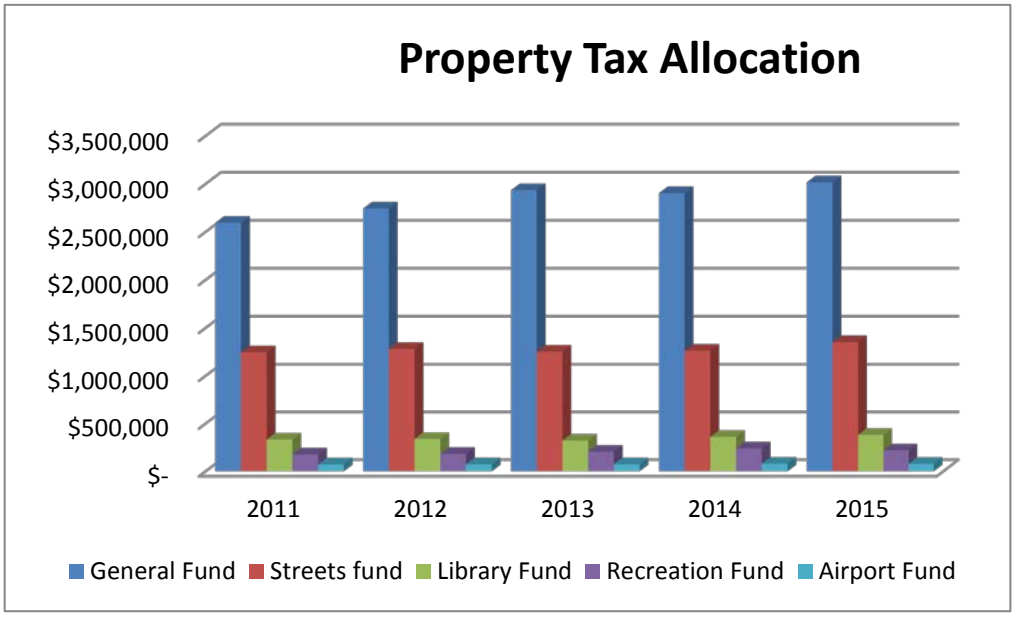

Levy Rates Compared to Taxable Market Valuations.

The levy rate for the City of McCall increased from F11 to FY14. The Taxable Market Valuations for City of McCall decreased during 2010 through 2012 in response to the decrease in growth and development and housing market declines during those years. While 2013 shows a modest increase in taxable market values and a more substantial increase in 2014; an indication housing is continuing to recover in Valley County. The following table and line graphs illustrate the inverse relationship between Taxable Market Values and the effective Levy Rates from FY11 to FY15.

Fiscal Year	Year	Taxable Market Value	Levy Rates	Amount Levied
FY11	2010	$957,189,534	0.004551217	$4,351,046
FY12	2011	$809,633,731	0.005412071	$4,381,795
FY13	2012	$760,703,958	0.005966583	$4,538,803
FY14	2013	$762,972,515	0.006221970	$4,747,192
FY15	2014	$927,838,332	0.005190769	$4,816,194
% Change (2010-2014)		**(3.07)%**	**14.05%**	**10.69%**

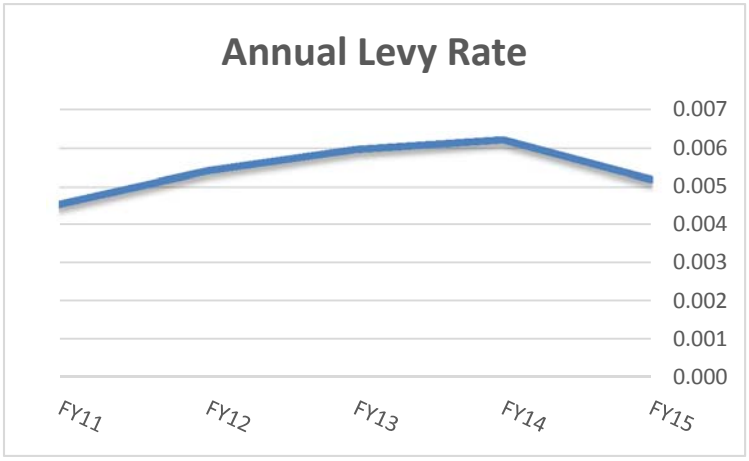

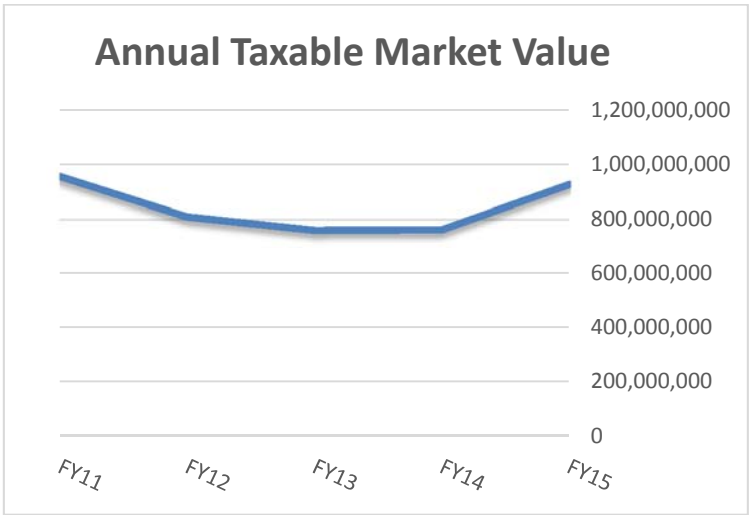

	Worksheet Summary				
		FY13	FY14	FY15	FY16
		Actual	Actual	Budget	BUD6
General Fund					
	Total Revenues	4,787,254	5,111,517	5,466,337	6,324,834
	Mayor & Council Expenses	210,799	223,833	264,011	308,374
	Info Systems Expenses	231,301	249,102	313,408	404,707
	City Manager Expenses	231,228	294,337	340,043	332,565
	Admin Expenses	367,025	301,286	342,034	347,195
	Finance Expenses	228,454	257,812	271,235	347,560
	City Clerk Expenses	157,626	189,503	208,326	215,947
	Local Option Tax Expenses	161,910	186,316	263,620	331,520
	Community Devel. Expenses	489,363	504,691	550,121	708,124
	Police Expenses	1,421,076	1,398,998	1,465,854	1,402,832
	Parks Expenses	503,077	530,376	523,901	610,723
	Grant Expenses	(0)	0	61,095	76,098
	CIP (Capital Improvement Plan)	227,472	320,171	595,787	964,189
	Total Expenses	4,229,329	4,456,427	5,466,337	6,324,834
	Revenues Over Expenses	557,925	655,091	-	-
Streets					
	Total Revenues	1,947,434	1,908,545	2,363,008	2,679,625
	Total Expenses	1,978,618	1,854,045	2,363,008	2,679,625
	Revenues Over Expenses	(31,184)	54,500	-	-
Library					
	Total Revenues	367,183	348,838	446,539	479,999
	Total Expenses	361,480	353,202	446,539	479,999
	Revenues Over Expenses	5,703	(4,364)	-	-
Recreation					
	Total Revenues	768,488	970,486	1,187,932	1,232,436
	Recreation Programs Expenses	217,387	221,839	253,156	259,340
	Recreation Parks Expenses	496,141	519,432	721,383	737,180
	Grants	2,000	99,882	135,916	135,916
	Total Expenses	715,528	841,153	1,187,932	1,232,436
	Revenues Over Expenses	52,960	129,332	-	-
Airport					
	Total Revenues	359,146	447,276	2,240,398	3,827,381
	Total Expenses	277,779	410,906	2,240,398	3,827,381
	Revenues Over Expenses	81,367	36,371	-	-
Capital Projects					
	Total Revenues	764,375	5,171	518,000	518,000
	Total Expenses	795,103	38,820	518,000	518,000
	Revenues Over Expenses	(30,728)	(33,649)	-	-
Debt Service					
	Total Revenues	25,955	-	-	-
	Total Expenses	203	(14,064)	-	-
	Revenues Over Expenses	25,752	14,064	-	-
Golf					
	Total Revenues	702,751	698,553	954,027	912,841
	Total Expenses	846,446	773,219	954,027	912,841
	Revenues Over Expenses	(143,695)	(74,665)	-	-
Water					
	Total Revenues	2,332,982	2,151,870	2,399,228	2,448,100
	Water Distribution Expenses	1,756,124	1,831,900	2,399,228	1,862,984
	Water Treatment Expenses	-	-	-	485,116
	Total Expenses	1,756,124	1,831,900	2,399,228	2,448,100
	Revenues Over Expenses	576,858	319,970	-	-
Sewer					
	Total Revenues	2,404,989	2,187,051	3,633,728	2,443,665
	Sewer Collection Expenses	1,084,234	1,079,979	2,144,225	689,587
	Sewer Treatment Expenses	426,895	469,919	897,565	660,520
	Sewer J-Ditch Re-use Expenses	297,320	290,556	491,938	993,558
	Total Expenses	1,908,449	1,940,454	3,633,728	2,443,665
	Revenues Over Expenses	496,540	246,597	-	-
City					
	Total Revenues	14,460,558	13,829,307	19,209,197	20,866,881
	Total Expenses	12,869,059	12,486,061	19,209,197	20,866,881
	Revenues Over Expenses	1,591,499	1,343,247	-	-

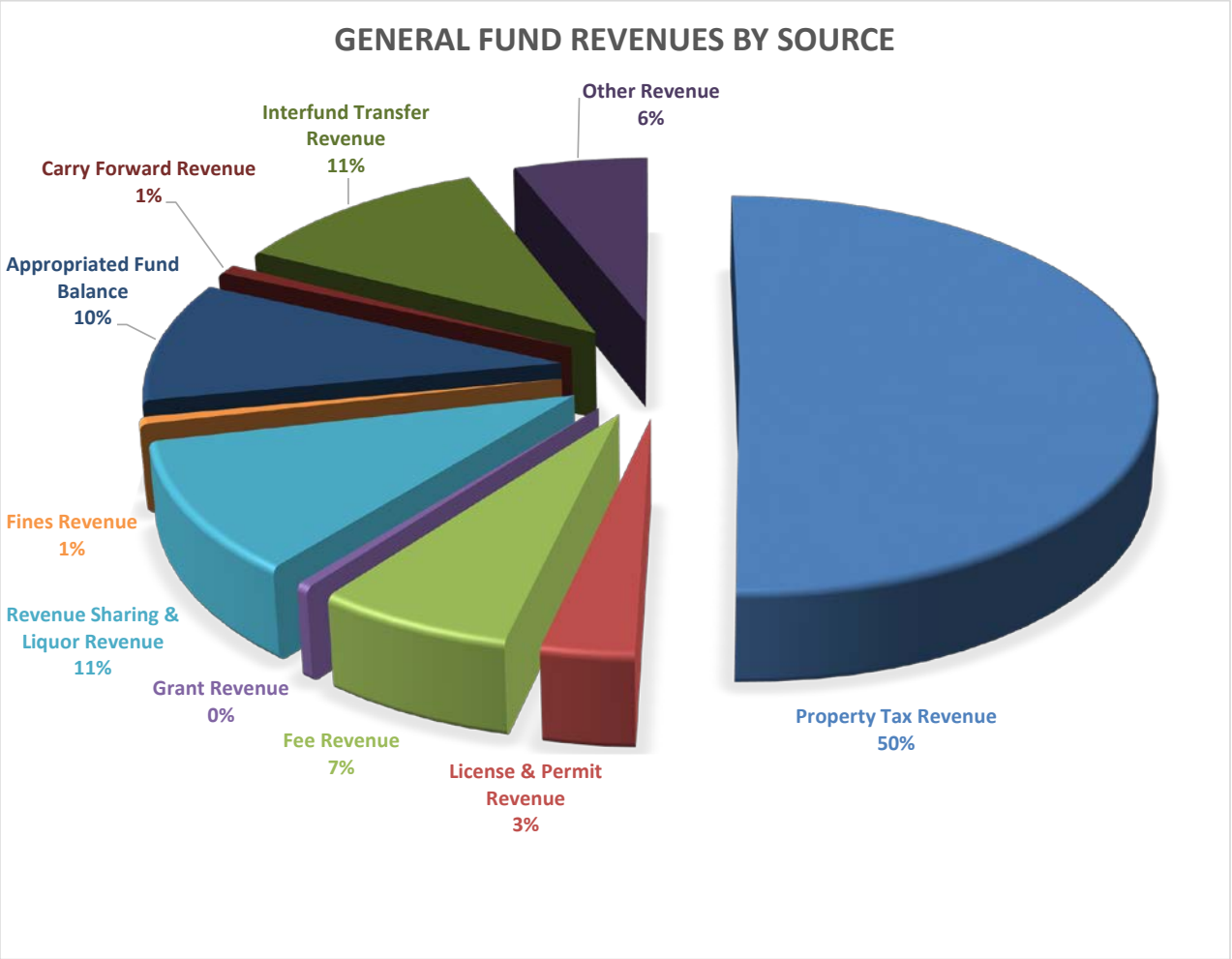

Property Tax Revenue	$	3,050,277
License & Permit Revenue	$	190,200
Fee Revenue	$	408,030
Grant Revenue	$	27,350
Revenue Sharing & Liquor Revenu	$	640,903
Fines Revenue	$	34,200
Appropriated Fund Balance	$	594,628
Carry Forward Revenue	$	45,548
Interfund Transfer Revenue	$	694,138
Other Revenue	$	360,560
Total Revenues	$	6,045,834

Account Number	Account Title	FY13 Prior year 2 Actual	FY14 Prior year Actual	FY15 Current year Budget	FY16 Adopted Budget
GENERAL FUND					
GENERAL FUND REVENUE					
PROPERTY TAX REVENUE					
10-30-010-100.0	PROPERTY TAXES	2,743,323	2,904,912	2,873,134	2,755,862
10-30-010-101.0	FOREGONE AMOUNT	.00	.00	.00	.00
10-30-010-102.0	3% INCREASE	.00	.00	.00	145,377
10-30-010-104.0	PROPERTY TAX GROWTH INCREASE	.00	.00	.00	85,347
10-30-010-105.0	PROPERTY TAX REPLACEMENT	.00	29,423	29,691	29,691
10-30-010-900.0	PENALTY & INTEREST	34,901	21,124	34,000	34,000
Total PROPERTY TAX REVENUE:		2,778,224	2,955,458	2,936,825	3,050,277
LICENSE & PERMIT REVENUE					
10-30-015-340.0	ANIMAL LICENSES	1,430	1,395	1,200	1,200
10-30-015-400.0	BUSINESS LICENSE	10,263	10,041	9,500	10,000
Budget notes:					
Renewed Annually in December					
10-30-015-410.0	ALCOHOLIC BEVERAGE LICENSE	18,998	18,016	18,000	18,000
Budget notes:					
Renewed Annually in August					
10-30-015-420.0	HAWKER'S LICENSE	1,370	2,195	500	1,000
10-30-015-500.0	BUILDING PERMITS	137,865	160,812	150,000	160,000
Total LICENSE & PERMIT REVENUE:		169,925	192,460	179,200	190,200
FEE REVENUE					
10-30-020-220.0	PD-FINGERPRINTING	2,520	2,791	1,600	2,500
10-30-020-240.0	ANIMAL CONTROL VIOLATION FEE	50	.00	200	.00
10-30-020-310.0	FRANCHISE FEES - CABLEONE	29,294	61,723	51,210	33,000
10-30-020-320.0	FRANCHISE FEES - IDAHO POWER	197,703	221,302	236,280	236,280
10-30-020-430.0	COPY/FAX/NOTARY SERVICES	425	208	200	200
10-30-020-435.0	GIS MAPS	30	25	100	50
10-30-020-530.0	PLANNING AND ZONING FEES	18,380	49,415	30,000	32,000
10-30-020-540.0	PLAN CHECK FEES	90,881	106,182	97,500	104,000
Total FEE REVENUE:		339,282	441,647	417,090	408,030
GRANT REVENUE					
10-30-025-105.0	GRANTS - CD - PLANNING GRANT	.00	15,000	.00	.00
10-30-025-110.0	GRANTS - STATE OR FEDERAL	.00	.00	.00	.00
10-30-025-111.0	IDAHO COMMISSION ON THE ARTS	.00	.00	1,000	1,650
10-30-025-397.0	FEDERAL - EDWARD BYRNE GRANT	.00	2,105	.00	.00
10-30-025-400.0	FEDERAL - PD - BJA BODY ARMOR	895	1,500	1,200	1,200
10-30-025-401.0	FEDERAL - PD - US DOJ - COPS	19,474	.00	.00	.00
10-30-025-402.0	FEDERAL - PD - HIGHWAY SAFETY	28,862	40,131	28,500	24,500
10-30-025-406.0	FEDERAL - CD - CLG	.00	.00	.00	.00
Total GRANT REVENUE:		49,231	58,736	30,700	27,350
REVENUE SHARING & LIQUOR REV.					
10-30-030-310.0	STATE LIQUOR DISTRIBUTION	176,160	185,854	187,751	200,776
10-30-030-330.0	SHARED REVENUE - STATE DISTRB	297,432	303,260	319,079	321,886
10-30-030-340.0	SHARED REVENUE - B & E DISTRIB	108,506	111,445	114,393	118,241
Total REVENUE SHARING & LIQUOR REV.:		582,098	600,559	621,223	640,903
FINES REVENUE					
10-30-035-100.0	PD-FINES AND COURT COSTS	46,814	30,435	34,000	34,000
10-30-035-200.0	PARKING FINES	370	1,675	700	200

Account Number	Account Title	FY13 Prior year 2 Actual	FY14 Prior year Actual	FY15 Current year Budget	FY16 Adopted Budget
Total FINES REVENUE:		47,184	32,110	34,700	34,200
DONATION REVENUE					
10-30-040-300.0	DONATIONS	.00	.00	.00	.00
10-30-040-970.0	PRIVATE CONTR. - PUBLIC ART	.00	450	.00	4,000
Total DONATION REVENUE:		.00	450	.00	4,000
INTEREST REVENUE					
10-30-045-100.0	INTEREST REVENUE	2,470	2,169	1,800	4,640
Total INTEREST REVENUE:		2,470	2,169	1,800	4,640
APPROPRIATED FUND BALANCE					
10-30-050-997.0	APPROPRIATED FUND BALANCE	.00	.00	3,195	594,628
Budget notes:					
~2016 Includes: $135,000 to Streets for Street Maint. & Rehab; $15,477 to Recreation for Rotary Park ADA ($5,477) and Art Roberts Storm Water ($10,000); $56,668 to Airport for AIP Land Acquisition Match; $125,000 for Comp Plan Update; $11,483 Finance Accounting & HR Software, $195,000 Parks Relocation (Transit Center); $56,000 PD Data Backup					
Total APPROPRIATED FUND BALANCE:		.00	.00	3,195	594,628
CARRY FORWARD REVENUE					
10-30-055-998.0	CARRY FORWARD	.00	.00	70,008	45,548
Budget notes:					
~2016 $10,600 Cost share Cascade Utiltiy lines, $13,353 Public Art Grants, $17,000 Public Art City Matching Funds, $3,195 LOT Funs for Public Art, and $1,400 PD Ammunition.					
Total CARRY FORWARD REVENUE:		.00	.00	70,008	45,548
INTER-FUND TRANSFER REVENUE					
10-30-060-900.0	ADMINISTRATIVE TRANSFER	385,961	409,764	426,296	488,247
10-30-060-910.0	NETWORK ADMIN TRANSFER	110,819	116,508	123,234	136,747
10-30-060-915.0	GIS TRANSFER	30,397	38,004	69,144	69,144
10-30-060-995.0	ADMINISTRATIVE FEE - LID 3	203	.00	.00	.00
10-30-060-996.0	FUND TRANSFER-LOAN LID3	.00	.00	.00	.00
10-30-060-997.0	FUND TRANFSER-CAPITAL PROJECT	.00	.00	.00	.00
Total INTER-FUND TRANSFER REVENUE:		527,380	564,276	618,674	694,138
OTHER REVENUE					
10-30-070-100.0	LOCAL OPTION TAX	178,886	200,083	279,620	349,520
10-30-070-100.1	PY LOCAL OPTION TAX	.00	2,749	.00	.00
10-30-070-101.0	LOCAL OPTION TAX PENALTY	382	77	.00	.00
10-30-070-115.0	MCCALL AVENUE HOMES - RENT	4,400	4,400	4,400	4,400
10-30-070-200.0	SCHOOL FUNDS FOR YOUTH OFFICER	29,400	14,700	.00	.00
10-30-070-405.0	DRUG RESTITUTION	7,323	2,219	2,000	2,000
10-30-070-535.0	REIMBURSABLE DEVEL. FEES	536	66	.00	.00
10-30-070-900.0	MISCELLANEOUS REVENUE	66,235	28,281	.00	.00
10-30-070-980.0	SALES OF SURPLUS PROPERTY	3,595	13,900	.00	.00
10-30-070-990.0	CASH OVER\(SHORT)	4	4	.00	.00
10-30-070-993.0	UNREALIZED GAIN/LOSS ON INVEST	699	2,826-	.00	.00
10-30-070-994.0	BAD DEBT RECOVERY	.00	.00	.00	.00
Total OTHER REVENUE:		291,460	263,652	286,020	355,920
Total GENERAL FUND REVENUE:		4,787,254	5,111,517	5,199,435	6,049,834

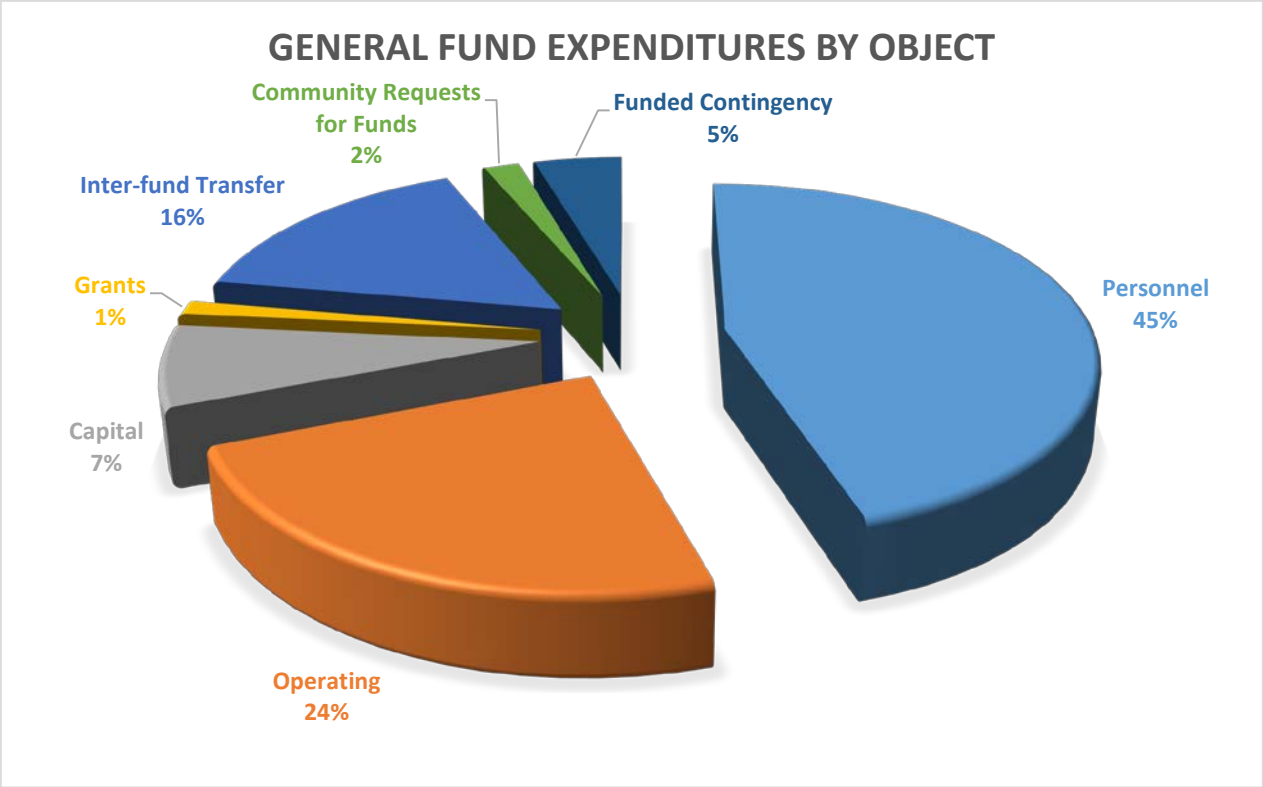

Personnel	$	2,741,016
Operating	$	1,437,942
Capital	$	452,764
Grants	$	76,098
Inter-fund Transfer	$	957,134
Community Requests for Fur	$	110,600
Funded Contingency	$	274,280
Total Expenditures	$	6,049,834

Expenditure by Department - General Fund Departments

	FY 2012 Actual	FY 2013 Actual	FY 2014 Actual	FY 2015 Budget	FY 2016 Proposed	FY 2016 Change
FTE	40	40	40	38	36	-
Expenditure Department						
Mayor & Council	$220,035	$210,799	$223,833	$264,011	$308,374	14%
Information Systems	$245,404	$231,301	$249,102	$313,408	$404,707	23%
City Manager	$277,711	$231,228	$294,337	$340,043	$332,565	-2%
Administrative Costs	$317,394	$367,025	$301,286	$342,034	$347,195	1%
Finance	$273,689	$228,454	$257,812	$271,235	$347,560	22%
City Clerk	$147,522	$157,626	$189,503	$208,326	$215,947	4%
Local Option Tax	$151,832	$161,910	$186,316	$263,620	$331,520	20%
Community Development	$440,738	$489,363	$504,691	$550,121	$708,124	22%
Police	$1,526,894	$1,421,076	$1,398,998	$1,465,854	$1,402,832	-4%
Parks (Transfer to Recreation Fund)	$541,952	$503,077	$530,376	$523,901	$610,723	14%
Grants	-$1	$0	$0	$61,095	$76,098	20%
CIP (Capital Improvement Plan)	$0	$227,472	$320,171	$595,787	$964,189	38%
Subtotal	$4,143,171	$4,229,329	$4,456,427	$5,199,435	$6,049,834	14%

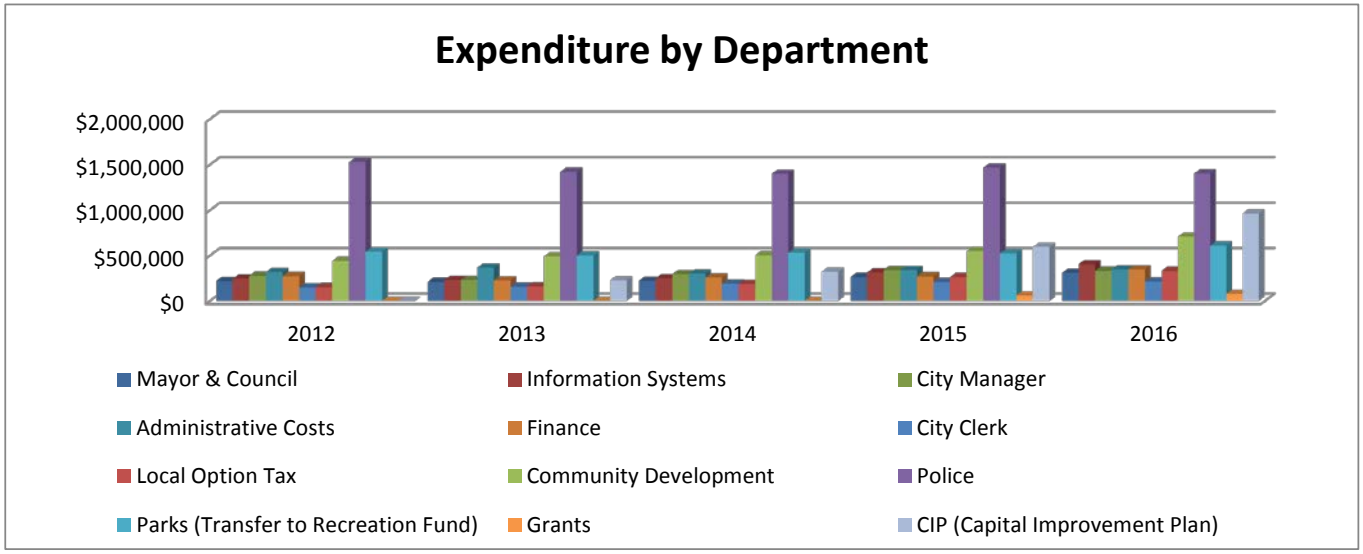

Mayor & Council

I. City Council

The McCall City Council is the Governing Board for the City. The Council is responsible for establishing the legislation, policies and overall direction for the City. The City Council's authority is defined by Idaho Code and McCall City Code. There are many relevant portions of Idaho Code, including Title 50 Chapter 7, and Title 50 Chapter 8.

The City Council uses a number of statutory and advisory committees to help formulate the policies and direction for the City. Locally-established advisory committees include:

- Airport Advisory Committee
- Environmental Advisory Committee
- Golf Course Advisory Committee
- Historic Preservation Commission
- McCall Improvement Committee
- Parks & Recreation Advisory Committee
- Tree Advisory Committee

Additionally, the Council relies on statutorily established committees, including:

- McCall Area Planning and Zoning Commission
- Public Library Board of Trustees
- Local Option Tax Commission

II. Mission Statement

The McCall Area Comprehensive Plan contains the Vision Statement for the community:

McCall will be a diverse, small town united to maintain a safe, clean, healthy and attractive environment. It will be a friendly, progressive community that is affordable and sustainable. McCall's unique character is defined by its environment, history, culture, and people.

III. Personnel

Five Elected City Council Members:

Mayor Jackie J. Turnipseed-Aymon. Council Member Aymon was appointed to the City Council on October 7, 2010, filling the vacancy created by the resignation of Council Member Bert Kulesza. Council Member Aymon was elected to a four year term in November 2011. She was selected a two-year term as Council Mayor by the full City Council on January 9, 2014. Council Member Aymon's seat on the Council will be up for election in November 2015. The election will be for a full four-year term.

Council President Nicolas R. Swanson. Council Member Swanson was appointed to the City Council on April 14, 2011, filling the vacancy created by the resignation of Council Member Claudia Delaney. Council Member Swanson was elected to serve the remaining two years of Council Member Delaney's original four-year term in November 2011. He was selected for a two-year term as Council President by the full City Council on January 9, 2014. Council Member Swanson's seat on the Council will be up for election in November 2015. The election will be for a four-year term.

Laura Scott. Council Member Scott was first elected to the City Council in November 2005. She was re-elected in November 2013. Council Member Scott's seat on the Council will be up for election in November 2017. The election will be for a full four-year term.

Dr. Marcia L. Witte. Council Member Witte was appointed to the City Council on April 24, 2008, filling the vacancy created by the resignation of Council Member Kevin Briem. She was re-elected to the City Council on November 3, 2013, to a four-year term. Council Member Witte's seat on the Council will be up for election in November 2017. The election will be for a full four-year term.

Bob Giles, Council Member Giles was first elected to the City Council in November 2013, to a four-year term. Council Member Giles's seat on the Council will be up for election November 2017. The election will be for a full four-year term.

IV. Specific Projects/Operations Included in the FY16 Budget

1. The FY16 budget continues the operating transfer of $100,000 from the General Fund into the Golf Fund.
2. Funding for McCall Transit is again included in the FY16 budget. The Mayor & Council Department includes $65,000, and McCall Transit receives additional funds from the Local Option Tax.
3. Funding for McCall Transit is again included in the FY16 budget. The Mayor & Council Department includes $65,000, and McCall Transit receives additional funds from the Local Option Tax.
4. Funding for McPaws is again included in the FY16 budget. The Mayor & Council Department includes $35,000, and McPaws receives additional funds from the Local Option Tax.

Expenditure by Object - Mayor and Council

	FY 2012 Actual	FY 2013 Actual	FY 2014 Actual	FY 2015 Budget	FY 2016 Proposed	FY 2016 Change
FTE	5	5	5	5	5	-

Expenditure Object						
Personnel	$45,650	$45,606	$42,442	$50,247	$75,614	34%
Operating	$22,549	$14,645	$17,114	$24,764	$17,160	-44%
Capital	$0	$0	$0	$0	$0	-
Inter-Fund Transfer	$85,000	$85,000	$99,060	$119,000	$100,000	-19%
Community Requests	$65,000	$65,000	$65,000	$65,000	$110,600	41%
Council Contingency	$1,836	$548	$217	$5,000	$5,000	0%
Subtotal	$220,035	$210,799	$223,833	$264,011	$308,374	14%

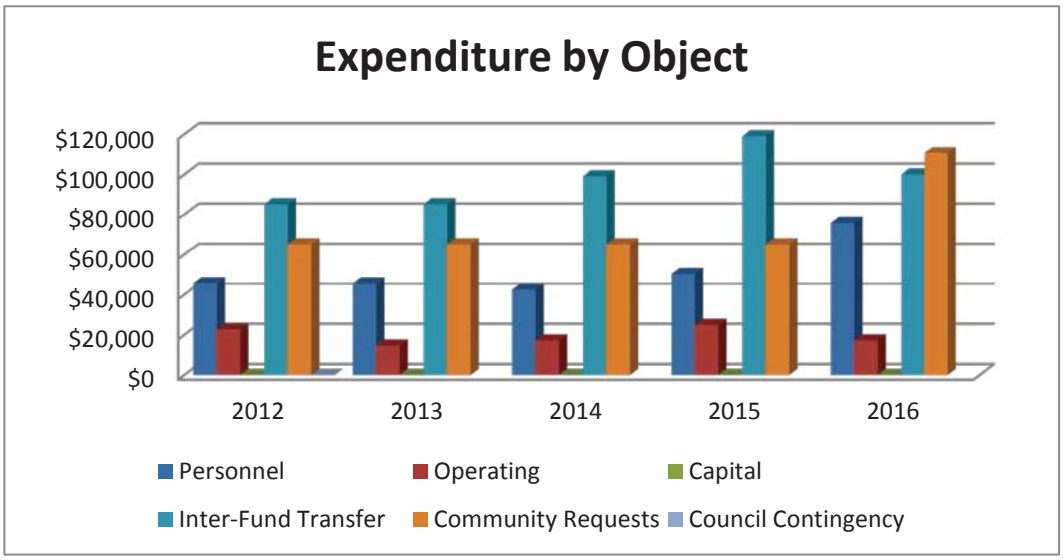

Account Number	Account Title	FY13 Prior year 2 Actual	FY14 Prior year Actual	FY15 Current year Budget	FY16 Adopted Budget
MAYOR & COUNCIL					
PERSONNEL EXPENSE					
10-41-100-110.0	SALARIES AND WAGES	13,800	14,150	13,800	13,800
10-41-100-147.0	FICA	680	723	856	856
10-41-100-148.0	MEDICARE	159	169	200	200
10-41-100-149.0	RETIREMENT - PERSI	1,455	1,602	1,562	1,562
10-41-100-150.0	WORKER'S COMPENSATION	31	22	43	43
10-41-100-151.0	HEALTH INSURANCE	27,225	23,232	31,206	56,226
10-41-100-152.0	DENTAL INSURANCE	1,695	1,820	1,843	2,288
10-41-100-157.0	LIFE INSURANCE	410	425	437	489
10-41-100-158.0	EMPLOYEE GOLF PASS	150	300	300	150
Budget notes:					
Employee benefit - season golf passes @ $150 each. Budget based upon prior year actuals.					
Total PERSONNEL EXPENSE:		45,606	42,442	50,247	75,614
OPERATING EXPENSE					
10-41-150-210.0	DEPARTMENT SUPPLIES	.00	92	100	100
10-41-150-300.0	PROFESSIONAL SERVICES	4,800	2,102	60	60
10-41-150-310.0	ANIMAL CONTROL - McPAWS	.00	.00	.00	.00
10-41-150-325.0	ECONOMIC DEVELOPMENT SUPPORT	8,624	8,063	15,604	8,000
10-41-150-420.0	TRAVEL AND MEETINGS	1,128	1,150	2,000	2,000
10-41-150-552.0	UTILITY BILLING HARDSHIPS	94	.00	500	500
10-41-150-554.0	EMPLOYEE HOLIDAY PARTY	.00	5,708	6,000	6,000
10-41-150-562.0	COMMITTEE RECOGNITION & AWARDS	.00	.00	500	500
Total OPERATING EXPENSE:		14,645	17,114	24,764	17,160
INTER-FUND TRANSFER EXPENSE					
10-41-600-962.0	FUND TRANSFER-LID 3 LOAN	.00	14,064	.00	.00
10-41-600-981.0	FUND TRANSFER-GOLF	85,000	84,996	119,000	100,000
Total INTER-FUND TRANSFER EXPENSE:		85,000	99,060	119,000	100,000
COMMUNITY REQUESTS FOR FUNDS					
10-41-700-100.0	MCCALL TRANSIT	65,000	65,000	65,000	65,000
10-41-700-102.0	MCPAWS	.00	.00	.00	35,000
10-41-700-106.0	ITD, CASCADE COOP. AGREEMENT	.00	.00	.00	10,600
Budget notes:					
~2016 CF FY15 Council Econ. Dev. Support					
Total COMMUNITY REQUESTS FOR FUNDS:		65,000	65,000	65,000	110,600
COUNCIL CONTINGENCY					
10-41-750-999.0	FUNDED COUNCIL CONTINGENCY	548	217	5,000	5,000
Total COUNCIL CONTINGENCY:		548	217	5,000	5,000
Total MAYOR & COUNCIL:		210,799	223,833	264,011	308,374

Information Systems

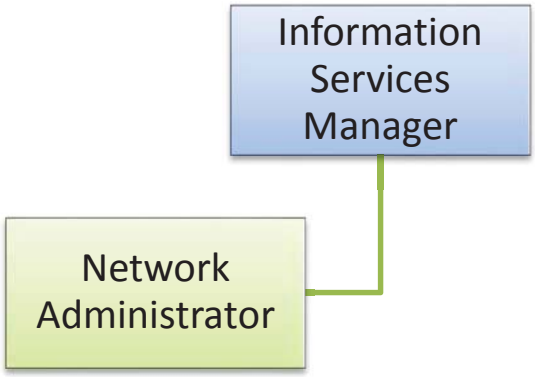

I. Information Systems:

The Information Systems Department provides comprehensive management of information technologies supporting City government. Roles include operations, security, planning, budgeting, purchasing and policies across departments and facilities.

Information Systems' responsibilities include the following:

- Computer, network and associated hardware
- Data protection, archiving and disaster recovery platforms
- Server and desktop virtualization, platform, and application software
- Email and voicemail messaging
- Design, contract and integrate third-party services, i.e., phones, web, internet
- Wired, fiber and wireless local-area, wide-area and mobile networks
- Helpdesk support for City staff

Public-facing duties include:

- Technical facilitation of the City's web presence
- Support for the Public Library and its patrons
- Assistance with legal affairs, forensics, public records and information

II. Mission Statement:

The Information Systems department mission is to provide for the confidentiality, integrity, and availability of data, server, network and communication resources for City Staff, and provide information resources to the public through high quality City web resources, and Public Library public access computing.

III. Personnel:

1. Information Systems Manager
2. Network Administrator

IV. Specific projects/ operations included in FY16 Budget

1. Complete a platform upgrade of the City's datacenter using an elastic, converged infrastructure architecture that will facilitate fault-tolerance, expansion and allocation of pooled resources, and reduce administrative overhead.
2. Replace obsolete workstations as planned in a 4-year lifecycle (laptop or desktop) for a portion of City staff in all departments. Continue implementation of tablets for mobile asset management platforms, working with the software developer and departmental users.
3. Build cases and scenarios for cloud / outsourcing of some systems such as mail / Exchange and data backup if enterprise networks are available and doing so will reduce expense without impacting levels of service, security or reliability.

4. Pursue opportunities to build identified underground network infrastructure (conduit and/ or fiber optic cable) between additional City facilities to promote team productivity and critical infrastructure management.
5. Place a surplus vehicle back in service for Information Systems to support eight remote facilities, with associated offices and staff.

V. Future Budget Needs/Requests – Operations and Capital Improvements:

1. Provide technology components of strategic organizational planning to help position City government operations for effective service to its customers over the medium to long term.
2. Maintain operational reliability and City staff productivity with programmatic replacement of obsolete equipment and software, and systems capacity increases where demand is greatest.
3. Keep pace with cost-effective developments in client and server virtualization, remote access, and mobile workforce resources.
4. Complete build-out and operation of a municipal fiber optic network.

Financial Assistance Sought:

- Grants and programs to provide public-oriented information and services.
- Grants and programs for community-wide communications infrastructure.
- Grants for IT security enhancements and training, internships.
- Grants or other external funding for IT energy efficiency and conservation.

Expenditure by Object - Information Systems

	FY 2012 Actual	FY 2013 Actual	FY 2014 Actual	FY 2015 Budget	FY 2016 Proposed	FY 2016 Change
FTE	2	2	2	2	2	-
Expenditure Object						
Personnel	$144,897	$143,092	$141,586	$151,749	$156,865	3%
Operating	$100,508	$88,208	$107,516	$161,659	$247,842	35%
Capital	$0	$0	$0	$0	$0	-
Subtotal	$245,404	$231,301	$249,102	$313,408	$404,707	23%

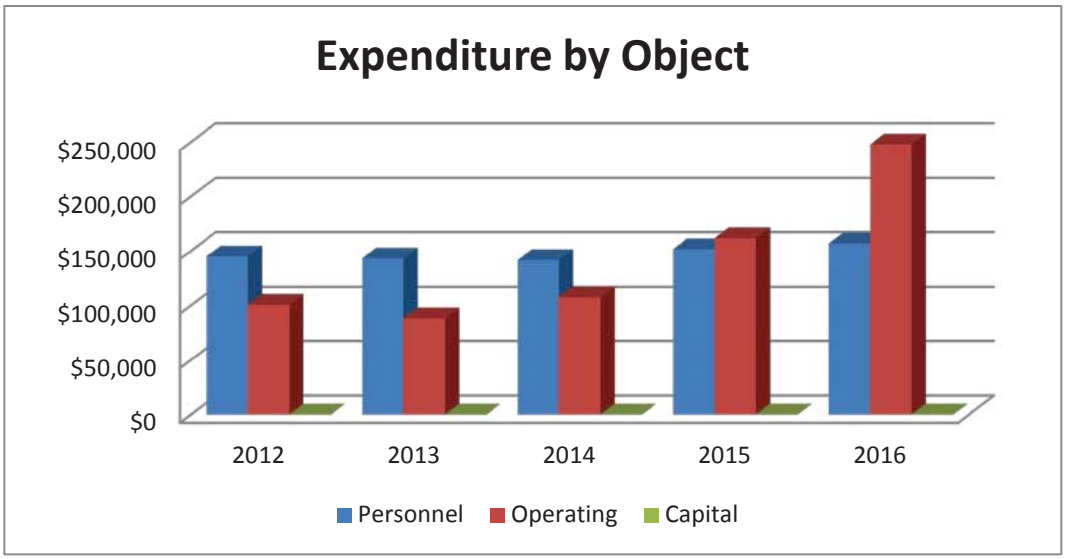

Account Number	Account Title	FY13 Prior year 2 Actual	FY14 Prior year Actual	FY15 Current year Budget	FY16 Adopted Budget
INFORMATION SYSTEMS					
PERSONNEL EXPENSE					
10-42-100-110.0	SALARIES AND WAGES	111,556	113,255	120,023	124,231
10-42-100-140.0	OVERTIME PAY	456	.00	1,401	1,474
10-42-100-147.0	FICA	6,717	6,948	7,528	7,794
10-42-100-148.0	MEDICARE	1,571	1,625	1,761	1,823
10-42-100-149.0	RETIREMENT - PERSI	11,727	12,821	13,745	14,250
10-42-100-150.0	WORKER'S COMPENSATION	436	365	711	706
10-42-100-151.0	HEALTH INSURANCE	9,703	5,843	5,772	5,772
10-42-100-152.0	DENTAL INSURANCE	442	369	369	376
10-42-100-157.0	LIFE INSURANCE	175	182	189	189
10-42-100-158.0	EMPLOYEE GOLF PASS	150	150	150	150
10-42-100-160.0	EMPLOYEE RECOGNITION	159	29	100	100
Total PERSONNEL EXPENSE:		143,092	141,586	151,749	156,865
OPERATING EXPENSE					
10-42-150-210.0	DEPARTMENT SUPPLIES	625	1,029	1,800	1,200
10-42-150-240.0	MINOR EQUIPMENT	1,218	1,442	1,550	1,550
10-42-150-250.0	MOTOR FUELS AND LUBRICANTS	54	.00	250	250
10-42-150-300.0	PROFESSIONAL SERVICES	93	24	500	500
10-42-150-392.0	WEB PAGE	735	960	1,500	1,500
10-42-150-420.0	TRAVEL AND MEETINGS	.00	390	300	300
10-42-150-435.0	BOOKS/PUBLICATIONS/SUBSCRIPTS	322	.00	600	600
10-42-150-440.0	PROFESSIONAL DEVELOPMENT	180	1,118	4,000	4,000
10-42-150-460.0	TELEPHONE	1,312	1,251	1,680	1,680
Budget notes:					
	Includes broadband mobile services and two staff cell phones				
10-42-150-463.0	DIGITAL PHONE SYSTEM	14,322	14,387	19,071	25,260
Budget notes:					
	Hosted phone per InCom agreement androlling replacement of oldest desk phones (10 phones / year).				
10-42-150-465.0	COMMUNICATIONS - ETHERNET	11,760	11,760	16,560	23,520
Budget notes:					
	External network and data communications services - All Departments				
	Frontier MetroEthernet - Internet and VPN gateway for all departments (Contract Ends 2011)				
10-42-150-560.0	REPAIRS - COMPUTER EQUIP	8,038	5,985	6,000	6,000
10-42-150-610.0	COMPUTER SOFTWARE	17,493	33,684	35,548	44,682
Budget notes:					
	Client & server apps and licenses				
10-42-150-620.0	COMPUTER HARDWARE	32,056	35,486	72,300	136,800
Budget notes:					
	~2016 Includes: $23,800 computer replacements across multiple funds, $10,000 add 'l backup hardware, $55,000 UPS equip.; network & security hardware, provision existing LAN campus fiber optic network for 10gb interconnects, backup, disaster recovery and user traffic; $48,000 upgraded datacenter infrastructure and storage platforms to support departmental projects, data storage mandates and operational / departmental project demands.				
Total OPERATING EXPENSE:		88,208	107,516	161,659	247,842
Total INFORMATION SYSTEMS:		231,301	249,102	313,408	404,707

City Manager

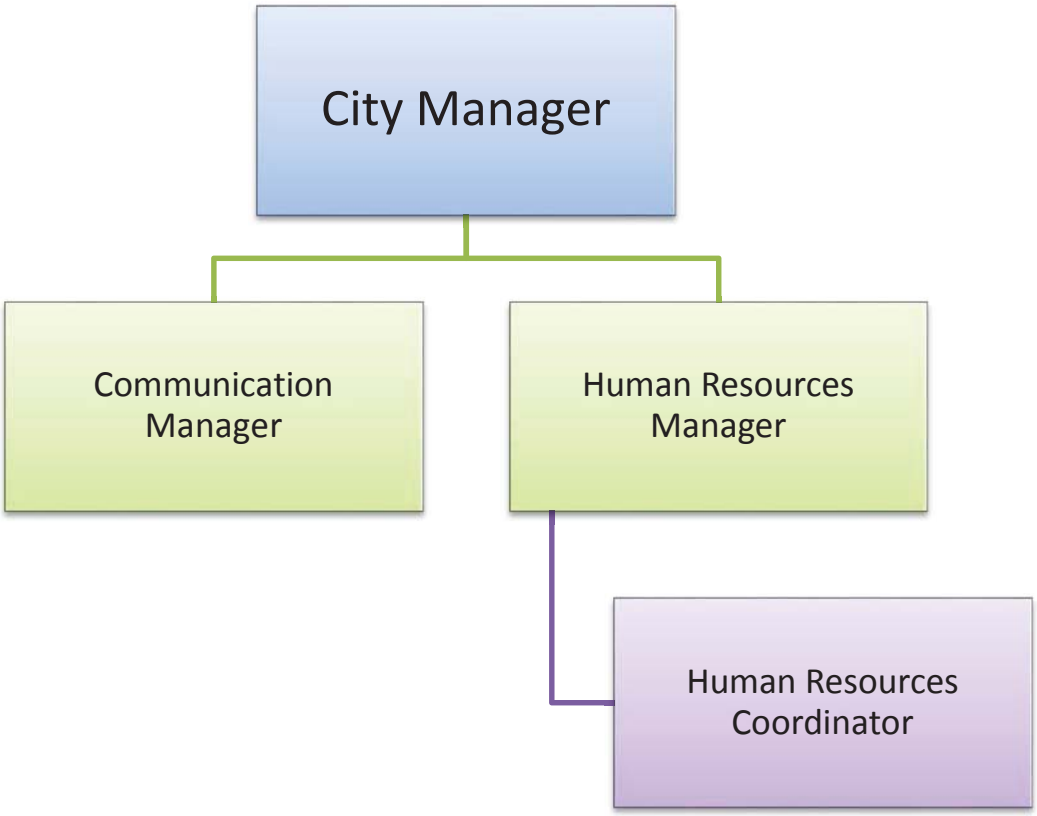

I. City Manager

The City Manager Department is responsible for the overall administration and management of the City of McCall. The City Manager serves at the pleasure of the City Council, and is responsible for implementing the policies established by the Council.

The City Manager's authorities and responsibilities are defined by Idaho Code and McCall City Code. According to IC §50-811 and MCC §1-7-060, the City Manager shall:

1. Have general supervision over the business of the City.
2. See that the ordinances and policies of the City are complied with and faithfully executed.
3. Attend all meetings of the Council at which his attendance is required by that body.
4. Recommend for adoption to the Council such measures as he may deem necessary or expedient.
5. Make the appointment of all department heads, with the exception of the City Attorney, subject to confirmation of such appointment by the Council and such civil service regulations as may relate thereto.
6. Prepare and submit to the Council such reports as may be required by that body, or as he may deem advisable.
7. Keep the Council fully advised of the financial condition of the City and its future needs.
8. Prepare and submit to the Council a tentative budget for the next fiscal year.
9. Perform such other duties as the Council may establish by ordinance or resolution.
10. Terminate a department head's appointment, subject to confirmation of such termination by the council and such civil service regulations as may relate thereto
11. Possess such powers as are vested in the Mayor as provided in Idaho Code §50-606.
12. Authorize the waiver of fees when such a waiver would be in the public interest, if the requester demonstrates an inability to pay, or when the waiver conforms to an approved departmental policy.

Additional functions within the City Manager Department include human resources and basic maintenance of the Senior Center.

II. Mission Statement

The department mission is to serve the citizens of McCall by effectively implementing the City Council's policies; by providing complete and accurate information to the City Council and the community; and by ensuring that the public's funds are utilized effectively and efficiently.

III. Personnel

1. City Manager
2. Human Resources Manager
3. Human Resources Coordinator
4. Communications Manager/City Manager Administrative Assistant

IV. Specific Projects/Operations included in the draft FY16 Budget

1. Increase maintenance funding and allocation of funds toward critical infrastructure projects.
2. Implement long-term capital planning program.
3. Continue current programs and level of service executed by the city.
4. Continue to fund general professional development and training activities for all managers and supervisors, as a supplement to the specific training programs in each department.
5. Continue basic maintenance of the Senior Center building.
6. Increase maintenance of City Facilities.

Expenditure by Object - City Manager

	FY 2012 Actual	FY 2013 Actual	FY 2014 Actual	FY 2015 Budget	FY 2016 Proposed	FY 2016 Change
FTE	3	3	3	3	3	-

Expenditure Object						
Personnel	$259,893	$220,215	$279,588	$291,018	$306,726	5%
Operating	$17,818	$11,013	$14,750	$49,025	$25,839	-90%
Subtotal	$277,711	$231,228	$294,337	$340,043	$332,565	-2%

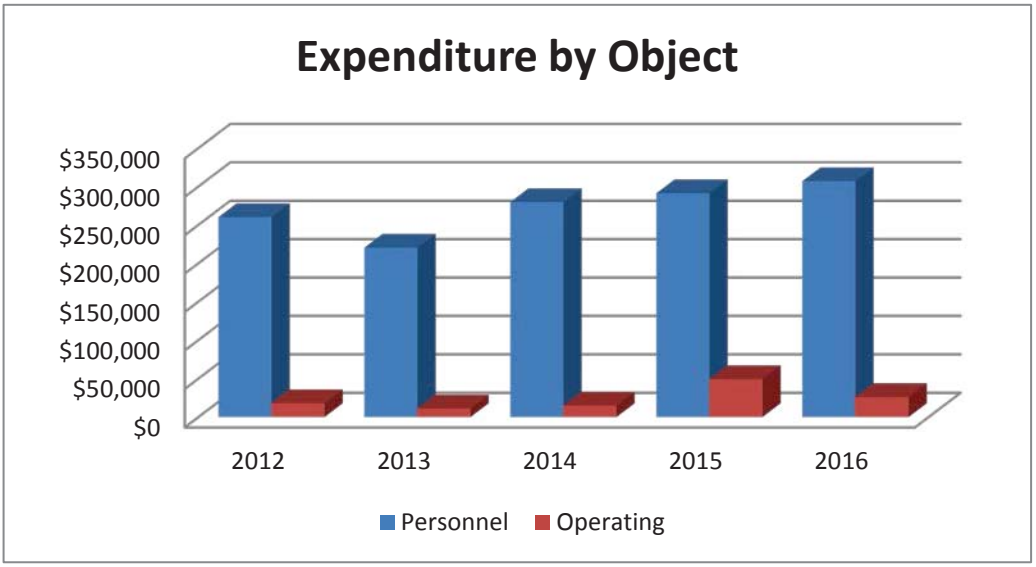

Account Number	Account Title	FY13 Prior year 2 Actual	FY14 Prior year Actual	FY15 Current year Budget	FY16 Adopted Budget
CITY MANAGER					
PERSONNEL EXPENSE					
10-43-100-110.0	SALARIES AND WAGES	168,246	202,784	206,628	207,638
10-43-100-140.0	OVERTIME PAY	.00	.00	.00	.00
10-43-100-147.0	FICA	9,998	11,817	12,811	12,874
10-43-100-148.0	MEDICARE	2,338	2,763	2,996	3,011
10-43-100-149.0	RETIREMENT - PERSI	16,495	22,716	23,390	23,505
10-43-100-150.0	WORKER'S COMPENSATION	564	512	911	872
10-43-100-151.0	HEALTH INSURANCE	21,400	37,120	42,063	54,321
10-43-100-152.0	DENTAL INSURANCE	869	1,561	1,514	1,940
10-43-100-154.0	UNEMPLOYMENT	.00	.00	.00	.00
10-43-100-155.0	CONTRACT - BENEFITS	.00	.00	.00	1,910
10-43-100-157.0	LIFE INSURANCE	193	302	330	330
10-43-100-158.0	EMPLOYEE GOLF PASS	.00	.00	175	150
Budget notes:					
	Employee benefit - season golf passes @ $150 each. Budget based upon prior year actuals.				
10-43-100-160.0	EMPLOYEE RECOGNITION	112	12	200	175
	Total PERSONNEL EXPENSE:	220,215	279,588	291,018	306,726
OPERATING EXPENSE					
10-43-150-210.0	DEPARTMENT SUPPLIES	429	383	800	800
10-43-150-240.0	MINOR EQUIPMENT	.00	.00	200	200
10-43-150-250.0	MOTOR FUELS AND LUBRICANTS	.00	.00	.00	.00
10-43-150-275.0	PUBLIC RELATIONS	.00	.00	.00	.00
10-43-150-300.0	PROFESSIONAL SERVICES	560	419	34,000	3,800
Budget notes:					
	~2016 Includes $2,800 for Salary Survey				
10-43-150-400.0	ADVERTISING/LEGAL PUBLICATIONS	100	.00	.00	4,087
10-43-150-420.0	TRAVEL AND MEETINGS	3,527	3,211	3,000	3,000
10-43-150-435.0	BOOKS/PUBLICATIONS/SUBSCRIPTS	995	1,015	500	1,000
10-43-150-440.0	PROFESSIONAL DEVELOPMENT	2,938	3,003	6,325	7,952
10-43-150-460.0	TELEPHONE	390	.00	.00	1,000
10-43-150-580.0	REPAIRS - AUTOMOTIVE EQUIPMENT	88	679	200	.00
10-43-150-590.0	REPAIRS - SENIOR CENTER	1,987	6,040	4,000	4,000
	Total OPERATING EXPENSE:	11,013	14,750	49,025	25,839
	Total CITY MANAGER:	231,228	294,337	340,043	332,565

Account Number	Account Title	FY13 Prior year 2 Actual	FY14 Prior year Actual	FY15 Current year Budget	FY16 Adopted Budget
ADMINISTRATIVE COSTS					
PERSONNEL EXPENSE					
10-44-100-153.0	PHYSICAL EXAMS	75	75	75	75
Budget notes:					
	Weinhoff Annual Consortium Fee				
10-44-100-154.0	HEALTH INS SAVNGS TRF TO FUNDS	7,970	24,390	.00	.00
Total PERSONNEL EXPENSE:		8,045	24,465	75	75
OPERATING EXPENSE					
10-44-150-200.0	OFFICE SUPPLIES	5,765	5,544	5,500	5,500
10-44-150-260.0	POSTAGE	5,128	4,866	5,200	5,200
10-44-150-300.0	PROFESSIONAL SERVICES	2,530	32	500	500
10-44-150-306.0	BANKING COSTS	3,896	3,593	3,950	3,950
10-44-150-310.0	ATTORNEY - CIVIL NON-REIMB	122,719	76,109	140,000	140,000
10-44-150-315.0	ATTORNEY - CIVIL REIMB	536	201	.00	.00
10-44-150-320.0	ATTORNEY - PROSECUTING	47,838	45,000	48,000	50,000
10-44-150-410.0	INSURANCE	72,485	70,136	72,187	79,470
10-44-150-420.0	TRAVEL AND MEETINGS	33	189	120	120
10-44-150-435.0	BOOKS/PUBLICATIONS/SUBSCRIPTS	151	611	160	200
10-44-150-440.0	PROFESSIONAL DEVELOPMENT	131	.00	500	500
10-44-150-450.0	CLEANING AND CUSTODIAL	3,241	4,339	3,500	4,000
10-44-150-460.0	TELEPHONE	523	546	535	.00
10-44-150-490.0	HEAT, LIGHTS, AND UTILITIES	22,296	21,866	25,000	25,000
10-44-150-500.0	RENTAL - OFFICE EQUIPMENT	4,993	5,816	5,327	5,900
10-44-150-500.1	RENTAL - EQUIPMENT MAINTENANCE	4,526	4,762	7,600	4,900
10-44-150-570.0	REPAIRS - BUILDING AND GROUNDS	14,339	17,433	22,000	20,000
10-44-150-580.0	REPAIRS - AUTOMOTIVE	.00	.00	1,880	1,880
Budget notes:					
	Sport Trac repairs and maintenance				
Total OPERATING EXPENSE:		311,128	261,043	341,959	347,120
CAPITAL EXPENSE					
10-44-200-702.0	CAPITAL PURCHASES	47,852	15,778	.00	.00
Total CAPITAL EXPENSE:		47,852	15,778	.00	.00
Total ADMINISTRATIVE COSTS:		367,025	301,286	342,034	347,195

Finance

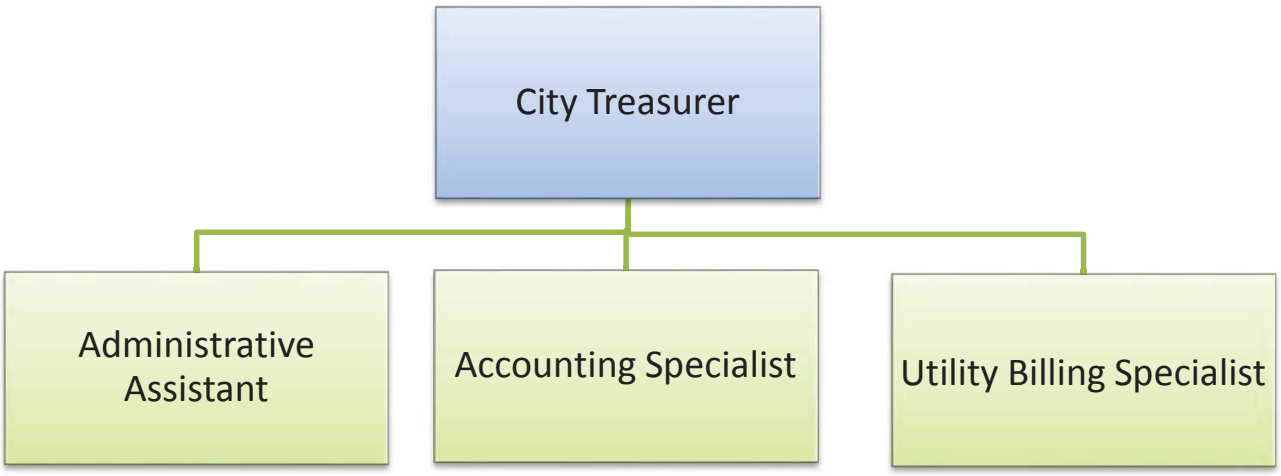
City Treasurer
Administrative Assistant
Accounting Specialist
Utility Billing Specialist

I. Finance:

The Finance Department's principal areas of responsibility are accounting for all City funds and managing financial transactions and activities of the City including: Complying with all financial policies of the City and GASB (Governmental Accounting Standards Board) financial reporting standards and the laws of the State of Idaho; cash management; purchasing; accounts payable; Utility Billing; assisting with grants management; preparing and publishing financial reports and the City's annual budget; overseeing the debt of the City, and managing City investments in Local Improvement District accounting. The department provides accounting, purchasing and accounts payable services to all City departments, and provides financial reports to the community.

The administration of the City's personnel, payroll, benefits, and human resources functions are the responsibility of Human Resources within the City Manager Department, however, the finance department assists in processing payroll while also assisting with personnel and human resources issues as needed. It is the job of the Treasurer and Finance staff to identify the future needs of the public and the financial needs of City.

The Treasurer is the custodian of all moneys belonging to the City. The duties and responsibilities of the Treasurer defined by Idaho Code IC §50-208 and MCC §1-9-9(B). The Treasurer shall keep a separate account of each fund or appropriation and the debits and credits for each fund, give a receipt to every person paying money into the treasury, render a monthly account to City Council showing the state of the treasury accompanied by a statement of all receipts and disbursements, keep a record of all outstanding bonds against the City, and in the annual report describe particularly the bonds issued and sold during the year and the terms of the sale with each and every item of expense.

The City Treasurer is a member of the Idaho City Clerks, Treasures, and Finance Officers Association (ICCTFOA), the Association of Public Treasurers of the United States and Canada (APTUS&C), and the Idaho Association of Government Accountants.

II. Mission Statement:

Accurately and timely, account for all City funds and comply with Government Accounting Standards and State and Federal laws. To responsibly manage the City's funds in order to maximize services to the public within the budget parameters set by the City Council.

III. Personnel:

1. Treasurer
2. Accounting Specialist
3. Administrative Assistant
4. Utility Billing Clerk

IV. Specific Projects/Operations included in the FY15 Budget

1. Continue current programs and level of service.
    a. Process Accounts Payable for all City departments includes maintaining vendor records for 3,326 vendors, entering vendor invoices, processing purchase orders, and creating checks to pay the vendors.
    b. Process Accounts Receivable for miscellaneous billings for all City departments.
    c. Process Utility Billing for City water and sewer services for 3,209 utility customers.
    d. Maintain the financial records of the City and McCall Urban Renewal Agency.
2. Continue to develop and manage the City's annual budget process in coordination with the City Manager.
3. Continue to create closing entries and schedules in preparation of the annual Audit of the City's financial records at fiscal year end.

Expenditure by Object - Finance

	FY 2012 Actual	FY 2013 Actual	FY 2014 Actual	FY 2015 Budget	FY 2016 Proposed	FY 2016 Change
FTE	3	3	3	3	3	-
Expenditure Object						
Personnel	$174,647	$161,956	$189,562	$196,385	$268,770	27%
Operating	$65,042	$66,498	$68,250	$74,850	$78,790	5%
Subtotal	$239,689	$228,454	$257,812	$271,235	$347,560	22%

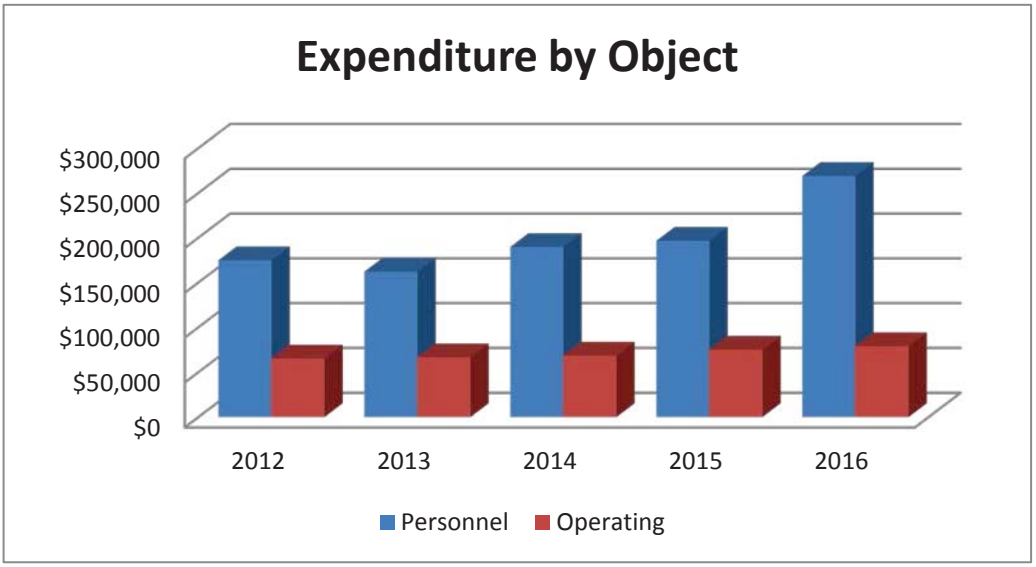

Account Number	Account Title	FY13 Prior year 2 Actual	FY14 Prior year Actual	FY15 Current year Budget	FY16 Adopted Budget
FINANCE					
PERSONNEL EXPENSE					
10-45-100-110.0	SALARIES AND WAGES	123,989	141,587	144,273	194,586
10-45-100-140.0	OVERTIME PAY	.00	.00	584	607
10-45-100-147.0	FICA	7,452	8,427	8,981	12,102
10-45-100-148.0	MEDICARE	1,743	1,971	2,100	2,830
10-45-100-149.0	RETIREMENT - PERSI	13,170	16,028	16,398	22,096
10-45-100-150.0	WORKER'S COMPENSATION	230	190	450	585
10-45-100-151.0	HEALTH INSURANCE	14,190	19,889	22,123	33,659
10-45-100-152.0	DENTAL INSURANCE	825	1,115	1,115	1,728
10-45-100-154.0	UNEMPLOYMENT	.00	.00	.00	.00
10-45-100-157.0	LIFE INSURANCE	187	228	236	377
10-45-100-158.0	EMPLOYEE GOLF PASS	.00	.00	.00	.00
10-45-100-160.0	EMPLOYEE RECOGNITION	170	128	125	200
Total PERSONNEL EXPENSE:		161,956	189,562	196,385	268,770
OPERATING EXPENSE					
10-45-150-210.0	DEPARTMENT SUPPLIES	1,275	886	1,415	2,000
10-45-150-300.0	PROFESSIONAL SERVICES	25	80	100	80
10-45-150-301.0	AUDIT FEES	45,300	46,500	49,500	48,000
10-45-150-302.0	AUDITOR FEES OTHER THAN AUDIT	.00	.00	500	500
10-45-150-305.0	SOFTWARE SUPPORT - CASELLE	13,335	12,636	13,335	18,012
10-45-150-400.0	ADVERTISING/LEGAL PUBLICATIONS	2,640	2,780	3,400	3,400
10-45-150-420.0	TRAVEL AND MEETINGS	162	415	100	298
10-45-150-435.0	BOOKS/PUBLICATIONS/SUBSCRIPTS	44	23-	500	500
10-45-150-440.0	PROFESSIONAL DEVELOPMENT	3,719	4,977	6,000	6,000
Budget notes:					
	Includes City Treasurer certification and continuing education				
10-45-150-460.0	TELEPHONE	.00	.00	.00	.00
Total OPERATING EXPENSE:		66,498	68,250	74,850	78,790
CAPITAL EXPENSE					
10-45-200-702.0	CAPITAL PURCHASES	.00	.00	.00	.00
Total CAPITAL EXPENSE:		.00	.00	.00	.00
Total FINANCE:		228,454	257,812	271,235	347,560

City Clerk

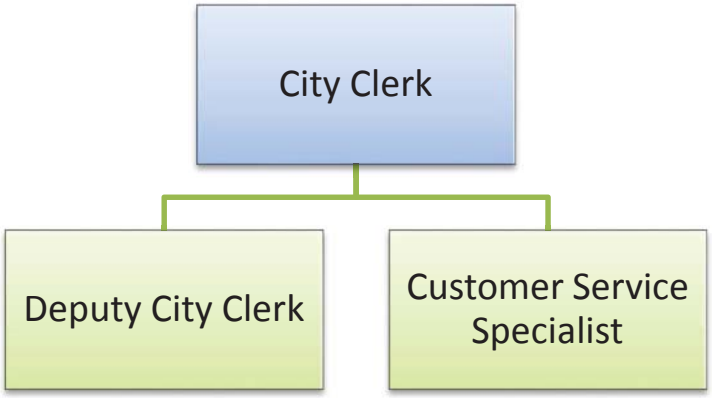

I. City Clerk:

The City Clerk is the custodian of the City Seal and City Records. The duties of the City Clerk are set forth in Section 50-207 of the Idaho Code and various sections of the McCall City Code. The City Clerk is responsible for maintaining complete and accurate records of council proceedings, preserving official city records and responding to public record requests, issuing and overseeing municipal licenses, serving as chief election official for municipal elections, providing prompt and courteous service to city residents and visitors, and performing such other duties as may be required by ordinance.

The City Clerk's Office is responsible for providing prompt and courteous service to residents and visitors to ensure that their needs are adequately met by their municipal government. The City Clerk's Office strives to achieve the City Council's Vision for the Community by creating an environment where residents and visitors find the community to be user friendly, have a feeling of openness, respectful and sensitive to human needs and dignity, a place where people can live, work, and play.

As the secretary of the Municipal Corporation, the City Clerk's Office is responsible for the preparation, reproduction, distribution, and archiving of the City Council Agenda, Council Minutes, public hearing schedule, agenda packet material, and other related documents. The City Clerk attends regular and special meetings of the City Council and is responsible for keeping a true and accurate record of the proceedings.

As custodian of the City's Records, the City Clerk's Office is responsible for managing the official record center for all City Ordinances and Resolutions, Document Recordings, Legal Notices and Publications, Contracts, Council Minutes and other documents adopted by the City Council. The City Clerk's Office is responsible for receiving public records requests and ensuring compliance with the provisions of the Idaho Public Records Act.

As the city's licensing official, the City Clerk's Office oversees the regulation of specific types of Business Activities as provided in City Ordinances. The City Clerk is a member of the International Institute of Municipal Clerks (IIMC) and is currently working towards becoming a Certified Municipal Clerk at the national level.

II. Mission Statement:

The mission of the department is to provide effective, efficient service to internal and external "customers" with integrity, trust, and respect, and to maintain official City records, issue public notices, and assist with elections per Idaho Code.

III. Personnel:

1. City Clerk
2. Customer Service / Deputy City Clerk
3. Deputy City Clerk /Administrative Assistant

IV. Specific Projects/Operations Included in the FY16 Budget

1. Provide excellent customer service to both internal and external customers.
2. Process utility payments and all cash receipting for the City.
3. Issue licenses and permits.
4. Prepare ordinances, resolutions, and agenda bills as necessary.
5. Compilation of Council packets.
6. Interpret and enforce state and city codes.
7. Prepare and edit City Council minutes for adoption by Council.
8. Prepare documents for Mayor's signature and update appropriate lists.
9. Custodian of the seal of the city to certify and attest to documents.
10. Custodian of all city records, including contracts, agreements, bond documents for officers and Certificates of insurance.
11. Process public records requests.
12. Assists with discovery for litigation.
13. Records instruments with the County and State, publishes in the newspaper, and sends for codification.
14. Plan, prepare, and host city auction when needed.
15. Local Option Tax – collecting tax monies and giving staff support to the Local Option Tax Commission.
16. Assist community in preparing for Winter Carnival, 4th of July Celebration, and other community events.
17. Manage the McCall Avenue Community Housing Leases.
18. Risk Management - Liability - Accept and process claims for damages and insurance claims.
19. ADA Coordinator.
20. Training and certification.

V. Additional Projects Scheduled for the FY16 Budget

1. Maintain current programs and level of service.
2. Continue to inventory archived records in the storage area.
3. Continue the destruction of records that have exceeded their retention.
4. Continue to scan records into Laserfiche software system.
5. Continue inventory of the vault filing system.

VI. Future Budget Needs/Requests – Operations and Capital Improvements:

1. Upgrade Laserfiche to Weblink.

Expenditure by Object - Clerk

	FY 2012 Actual	FY 2013 Actual	FY 2014 Actual	FY 2015 Budget	FY 2016 Proposed	FY 2016 Change
FTE	3	3	3	3	3	-

Expenditure Object						
Personnel	$133,883	$145,362	$178,913	$187,726	$197,647	5%
Operating	$13,639	$12,264	$10,590	$20,600	$18,300	-13%
Subtotal	$147,522	$157,626	$189,503	$208,326	$215,947	4%

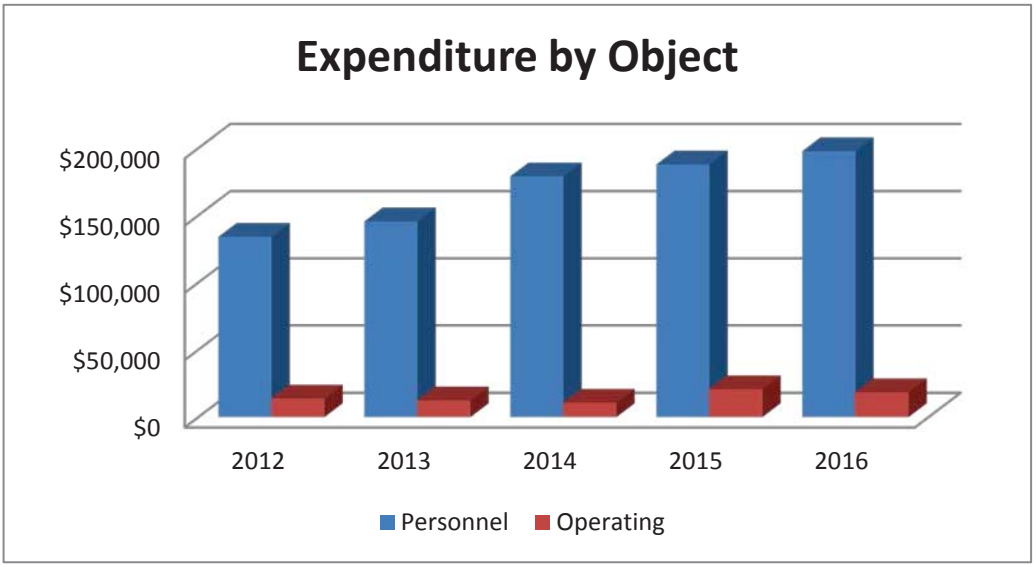

Account Number	Account Title	FY13 Prior year 2 Actual	FY14 Prior year Actual	FY15 Current year Budget	FY16 Adopted Budget
CITY CLERK					
PERSONNEL EXPENSE					
10-46-100-110.0	SALARIES AND WAGES	110,339	129,750	115,868	119,589
10-46-100-140.0	OVERTIME PAY	.00	.00	742	772
10-46-100-147.0	FICA	6,476	7,500	8,222	8,578
10-46-100-148.0	MEDICARE	1,515	1,754	1,923	2,006
10-46-100-149.0	RETIREMENT - PERSI	11,704	14,688	15,012	15,662
10-46-100-150.0	WORKER'S COMPENSATION	222	220	412	414
10-46-100-151.0	HEALTH INSURANCE	14,098	23,328	27,780	30,752
10-46-100-152.0	DENTAL INSURANCE	721	1,290	1,334	1,441
10-46-100-157.0	LIFE INSURANCE	182	258	283	283
10-46-100-158.0	EMPLOYEE GOLF PASS	.00	.00	.00	.00
Budget notes:					
Employee benefit - season golf passes @ $150 each. Budget based upon prior year actuals.					
10-46-100-160.0	EMPLOYEE RECOGNITION	105	124	150	150
10-46-100-200.0	FT DEPUTY CLERK - LOT FUNDING	.00	.00	16,000	18,000
Total PERSONNEL EXPENSE:		145,362	178,913	187,726	197,647
OPERATING EXPENSE					
10-46-150-210.0	DEPARTMENT SUPPLIES	126	663	500	500
10-46-150-230.0	PRINTING AND BINDING	2,418	1,612	5,000	5,000
10-46-150-240.0	MINOR EQUIPMENT	.00	.00	800	500
10-46-150-260.0	POSTAGE	.00	.00	.00	.00
10-46-150-300.0	PROFESSIONAL SERVICES	261	325	500	500
10-46-150-400.0	ADVERTISING/LEGAL PUBLICATIONS	2,415	1,708	3,000	3,000
10-46-150-420.0	TRAVEL AND MEETINGS	54	495	300	300
10-46-150-435.0	BOOKS/PUBLICATIONS/SUBSCRIPTS	.00	402	.00	.00
10-46-150-440.0	PROFESSIONAL DEVELOPMENT	3,375	3,125	7,000	5,000
Budget notes:					
City Clerk certification and ongoing Laserfiche training					
10-46-150-598.0	RECORDS DESTRUCTION	1,575	1,065	1,500	2,000
10-46-150-599.0	RECORDS RETENTION - LASERFICHE	2,040	1,197	2,000	1,500
Total OPERATING EXPENSE:		12,264	10,590	20,600	18,300
Total CITY CLERK:		157,626	189,503	208,326	215,947

FY16 Local Option Tax Funding

Priority	App. Number	Applicant	Purpose	Amount Requested	Amount Recommended
1	16-16	City Clerk	LOT administration direct costs	$18,000	$18,000
2	16-13	City of McCall Parks & Rec Department	Special event cost recovery	$35,280	$35,000
3	16-25	McCall Area Chamber of Commerce	Idaho Travel Council (ITC) grant match	$25,000	$25,000
4	16-23a	McCall Area Chamber of Commerce	2016 Winter Carnival Fireworks	$10,000	$8,000
5	16-24a	McCall Area Chamber of Commerce	2016 Fourth of July Fireworks	$10,000	$8,000
6	16-34	McCall Area Snowmobilers	Trail Grooming	$37,500	$25,000
7	16-17	Payette Lakes Ski Club	Bear Basin grooming	$10,000	$10,000
8	16-22	McCall Public Library	Library Expansion Design Development Fees	$25,000	$25,000
9	16-09	City of McCall Parks & Rec Department	Rotary Park final phase reconstruction	$70,000	$70,000
10	16-05	City of McCall Golf Course	Golf course 300 gallon sprayer	$35,000	$35,000
11	16-19	McPAWS Inc.	Annual operating expenses	$50,000	$17,500
12	16-07a	Treasure Valley Transit	Public transit bus routes	$45,000	$35,000
13	16-18a	Payette Lakes Ski Club	Bear Bason Nordic Center structure	$15,000	$7,500
14	16-21	Payette Lakes Community Association, Inc.	Fun Day at the Park	$950	$950
15	16-08	Alpine Playhouse	Improvements	$5,000	$5,000
16	16-28a	Idaho Hockey Foundation	Jr. Steelheads expenses	$10,000	$7,000
17	16-38	McCall Winter Sports Club	Big Mountain Competition	$2,450	$2,450
18	16-39	McCall Winter Sports Club	Tri-Divisional Race	$3,350	$3,350
19	16-37	McCall Nordic Ski Club	McCall ReMastered Event Promotion	$6,000	$6,000
20	16-40	McCall Senior Citizens	Install gutters and downspouts at four locations	$4,000	$4,000
21	16-33	McCall Arts and Humanities Council	Cabin Fever Program	$2,570	$1,770
					$349,520

Approved as Contingencies

Priority	App. Number	Applicant	Purpose	Amount Requested	Amount Recommended
C1	16-07b	Treasure Valley Transit	Public transit bus routes		$10,000
C2	16-23b	McCall Area Chamber of Commerce	2016 Winter Carnival Fireworks		$2,000
C3	16-24b	McCall Area Chamber of Commerce	2016 Fourth of July Fireworks		$2,000
C4	16-18b	Payette Lakes Ski Club	Bear Bason Nordic Center structure		$7,500
C5	16-06	City of McCall Golf Course	Patch and seal cart paths	$30,000	$30,000
C6	16-42	City of McCall Parks and Recreation	Brown Park improvements, city-wide park furniture	$23,000	$23,000
C7	16-28b	Idaho Hockey Foundation	Jr. Steelheads expenses		$3,000
					$77,500

Denied Requests (After LOT Review)

App. Number	Applicant	Purpose	Amount Requested	
16-04	McCall Community Tennis Association (MCT	Public tennis court rebuilding project	$18,000	
16-10	City of McCall Parks & Rec Department	Brown Park ADA compliant playground	$120,000	
16-11	City of McCall Parks & Rec Department	Recreation program vehicle	$19,000	
16-12	City of McCall Parks & Rec Department	Mini truck	$9,000	
16-14	City of McCall Airport	Land acquisition grant match	$50,000	
16-15	City of McCall Parks & Golf Departments	Purchase brush chipper	$25,000	
~~16-19~~	~~McPAWS Inc.~~	~~Annual operating expenses~~	~~$50,000~~	Reinstated after Council
16-26	McCall Music Society	SummerFest 2016	$4,500	
16-27	Richard J. Sabala Foundation	Manchester Ice Center, ice chiller, phase 1	$24,500	
16-31	Rivers Crossing HOA	Sheep Bridge path	$4,920	
16-32	McCall Folklore Society	Summer Music Series	$3,000	
16-41	City of McCall Community Development	McCall Area Pathway Wayfinding Implementation, Pl	$4,500	
			$332,420	

Account Number	Account Title	FY13 Prior year 2 Actual	FY14 Prior year Actual	FY15 Current year Budget	FY16 Adopted Budget
LOCAL OPTION TAX					
OPERATING EXPENSE					
10-47-150-600.0	BEAUTIFICATION	.00	.00	.00	.00
Budget notes:					
	Category D-- Parks maintenance, development, and beautification.				
10-47-150-610.0	REC & CULTURAL ACTIVITIES	12,983	16,892-	22,370	56,520
Budget notes:					
	Category C -- Recreational and cultural activities and facilities including but not limited to library, community art and cultural events.				
	~2016 Includes: $16,530 Recreation Parks Special Event cost recovery, $13,000 Streets Special Event cost recovery				
10-47-150-620.0	ANIMAL SHELTER SUPPORT	15,812	15,000	10,000	17,500
Budget notes:					
	Category E -- Animal Shelters such as McPaws				
10-47-150-630.0	ECON GROWTH/MARKETING	59,000	67,625	61,000	51,000
Budget notes:					
	Category G -- Marketing, advertising, tourism development and event promotion. (Ord. 887, 3-24-2011, eff. 1-1-2012)				
10-47-150-640.0	DIRECT COSTS	.00	640	.00	.00
Budget notes:					
	Category F -- Direct costs to collect and enforce the tax.				
10-47-150-641.0	ADDITIONAL LOT FUNDING	.00	1,643-	.00	.00
10-47-150-650.0	PAVE/PARK/BIKE PATHS/TRANS	23,815	45,000	53,000	35,000
Budget notes:					
	Category A -- Streets, sidewalks and pathways, public transit, pedestrain crosswalks, and transportation.				
10-47-150-660.0	GRANT MATCHING FUNDS	.00	18,000	22,000	25,000
Budget notes:					
	Category G -- Marketing, advertising, tourism development and event promotion.				
10-47-150-670.0	RECREATION FACILITIES	37,800	11,539	81,750	76,500
Budget notes:					
	Category B -- Construction and maintenance of recreational facilities, including the McCall Municipal Golf Course and library.				
	~2016 Includes: $25,000 McCall Public Library - Library Expansion Design Development Fees, $35,000 McCall Golf Course 300 Gallon Sprayer				
10-47-150-680.0	PARKS	12,500	47,047	13,500	70,000
Budget notes:					
	Category D -- Parks maintenance, development and beautification				
	~2016 Includes: $70,000 McCall Recreation Parks Rotary Park Final Phase Reconstruction				
	Total OPERATING EXPENSE:	161,910	186,316	263,620	331,520
	Total LOCAL OPTION TAX:	161,910	186,316	263,620	331,520

Community Development

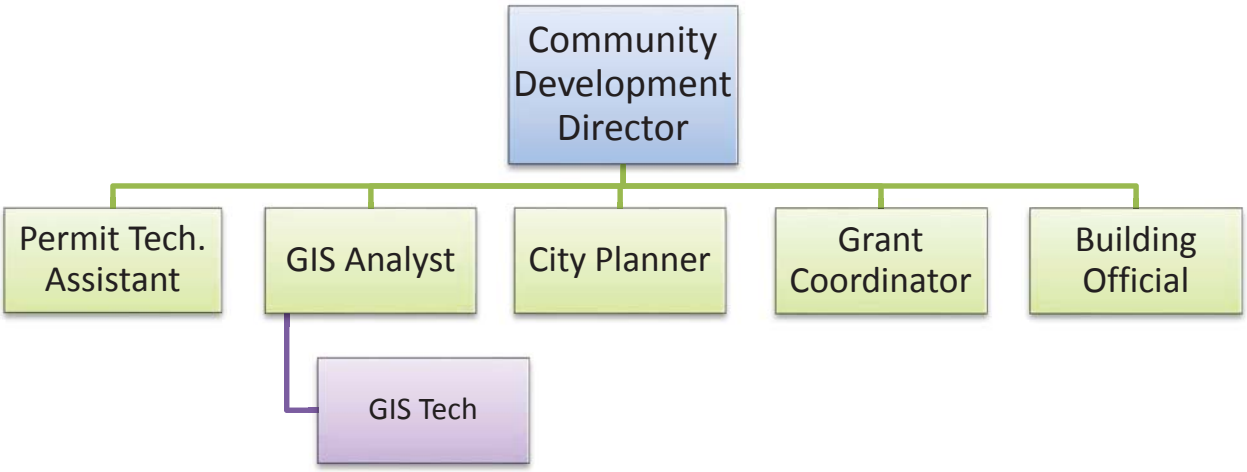

I. Community Development Department:

The Community Development Department implements the City's vision and mission as it relates to the existing and proposed land use and built environment. The responsibilities are divided into Four main categories: *planning (current planning and long range planning); building (building permits, plan review, building policy, and inspection); grants and special projects (grant writing and administration and community projects); and Geographic Information Systems (GIS).*

Current planning improves the quality of life, design, infrastructure, and economy through the regulation of land development. Guided by the McCall Area Comprehensive Plan, the McCall City Code, and State and Federal regulations, staff ensures that development proposals meet applicable codes. Staff supports the land use decision-making functions of the McCall Area Planning and Zoning Commission within the City and the Impact Area and provides administrative decisions. Staff also supports the land use decision-making functions of the City Council and the Valley County Board of Commissioners for the City and the Impact Area, respectively.

Long range planning activities include the continual update and implementation of the McCall Area Comprehensive Plan, zoning and subdivision codes, and other policy and regulatory documents to better articulate the community's vision (i.e. Downtown Parking Plan, Business Park Design Charrette, McCall Area Pathway Master Plan, and the Downtown Master Plan Update).

In addition to the City Council and P&Z, the Department also staffs the McCall Redevelopment Agency (MRA), the McCall Improvement Committee (MIC), the Historic Preservation Commission (HPC), the Public Art Advisory Committee, McCall Centennial Committee (MCC), and the Payette River Scenic Byways. The staff attends meetings for Valley County Economic Development Council (VCEDC), Idaho Smart Growth (ISG) Board, and the Payette River National Scenic Byway Advisory Committee. The department also creates citizen working group committees to solve planning related issues. The department also coordinates the local Safe Routes to School team and participates as a member of VAPP Transportation Committee and the Hospital Auxiliary Grant Committee.

The Building Official is responsible for the creation of a safe, clean, 'green' built environment within the City and Impact Area. Staff reviews building plans for conformance to the International Building Code (IBC) and other related codes and issues building permits. The Building Official performs inspections as required, ensuring that construction conforms to IBC and approved designs. The Building Official also offers training opportunities for the designers and contractors. The Building Official manages the Building and Grounds budget and projects for City Hall, Annex and the Senior Center. Campus planning and other tasks are provided when time allows.

Grant activities include identification of funding opportunities; grant writing, administration of approved grants, technical support, and sometimes project management.

These services are provided to all departments within the City and are performed by the Grant Coordinator.

The GIS Analyst and Technician supports multiple departments with a GIS system with new and more accurate data, providing analysis and maps, and training opportunities for City employees to use the software in the respective departments as well as the community. The GIS is also funded by the Streets and Water/Sewer departments and assists all the departments throughout the City. The GIS Technician collects data on City infrastructures using GPS and assists the GIS Analyst in updating data and completes projects.

II. Mission Statement:

The Community Development Department implements the City's vision and mission (see below) as it relates to the existing and proposed land use and built environment.

> *McCall will be a diverse, small town united to maintain a safe, clean, healthy and attractive environment. It will be a friendly, progressive community that is affordable and sustainable. McCall's unique character is defined by its environment, history, culture, and people. Preserving and enhancing the character and exceptional environment of the McCall Area, in concert with providing guidance for growth.*

The department has a complementary mission of providing excellent, consistent and accurate public service delivery.

III. Personnel:

The Community Development department is located in City Hall. The department includes the following positions:

1. Building Official
2. City Planner
3. Community Development Director
4. GIS Analyst
5. GIS Technician
6. Grants / Special Projects Coordinator
7. Permit Technician

IV. Accomplishments:

1. Hired a new GIS Technician, Permit Technician and managed an intern.
2. Completion of the McCall Downtown Master Plan- won two awards!
3. City project manager of the Lardo Bridge (able to get a multi-modal bridge with a viewing platform and better aesthetics.)

4. Planned an innovative conference in McCall for mountain town planning/design professionals and offer keynote speakers to the public (March 2015.)
5. Responsible for campus planning initiatives that may include transit, new senior center/community space, and affordable housing.
6. Received funding and planning for 2015 Improvement Project.
7. Developed and submitted a strong TIGER grant.
8. Assisted in transit center planning.
9. Started public outreach for 2015 Street Improvement Project.
10. Department responsible for City Hall interior and exterior improvements.
11. Streamlined permit processes for planning and building (code amendments and process.)
12. Assisted with CIP work.
13. Implemented a number of public art projects (i.e. high school mural, Before I Die)
14. Provided excellent GIS service to the organization and community (i.e. webGIS, maps and analysis for master plan, etc.)
15. Implementation of the Pathway Master Plan - sharrow project and education, regional trail maps, new pathways and sidewalks.)
16. Completed iCount project- data collection on pedestrians and bicyclists.
17. Updated the aerial photo for GIS system.
18. McCall received three awards at the AIB Symposium, including outstanding city in the small population category and induction into the Circle of Champions.

V. Specific Projects/Operations Included in the FY16 Budget:

1. Begin the process to prepare for the McCall Area Comprehensive Plan and Code update.
2. Fund Public Art project with grant match (new funding of $5,000.)
3. Provide some funding to further develop the Control Point Network (if applicable.)
4. Assist in City facility planning efforts.

VI. Future Budget Needs/Requests – Operations and Capital Improvements:

1. McCall Area Comprehensive Plan and Code Update (FY17).

Expenditure by Object - Community Development

	FY 2012 Actual	FY 2013 Actual	FY 2014 Actual	FY 2015 Budget	FY 2016 Proposed	FY 2016 Change
FTE	6	6	6	7	7	-

Expenditure Object						
Personnel	$388,044	$408,469	$435,099	$463,700	$524,387	12%
Operating	$50,303	$75,600	$64,170	$82,155	$179,471	54%
Debt Related	-	-	-	-	-	-
Inter-Fund Transfer	$2,391	$5,294	$5,292	$4,266	$4,266	0%
Subtotal	$440,738	$489,363	$504,561	$550,121	$708,124	22%

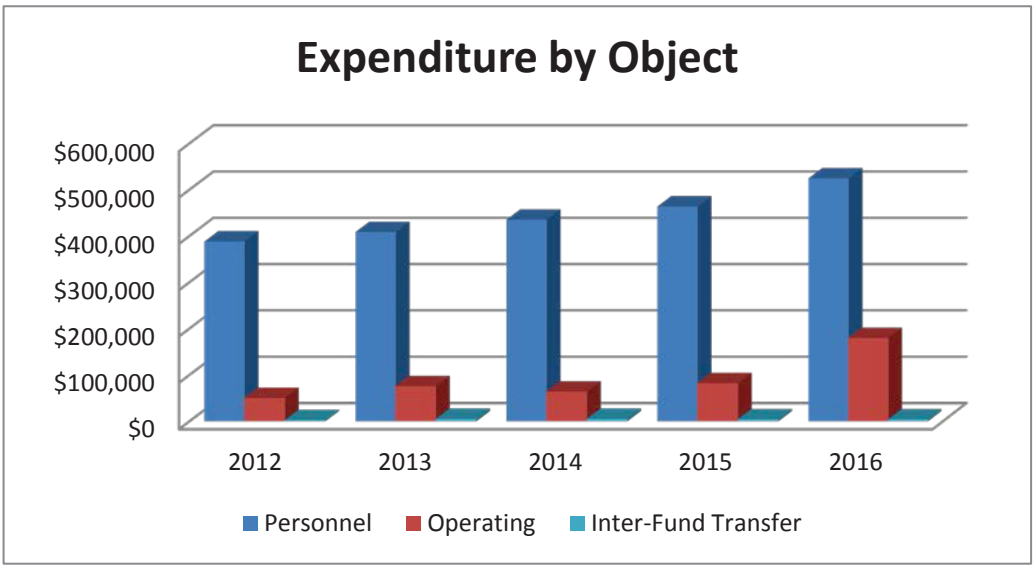

Account Number	Account Title	FY13 Prior year 2 Actual	FY14 Prior year Actual	FY15 Current year Budget	FY16 Adopted Budget
COMMUNITY DEVELOPMENT					
PERSONNEL EXPENSE					
10-48-100-110.0	SALARIES AND WAGES	294,897	316,278	333,051	360,793
10-48-100-140.0	OVERTIME PAY	357	517	781	812
10-48-100-147.0	FICA	17,521	18,888	20,698	22,420
10-48-100-148.0	MEDICARE	4,098	4,416	4,841	5,243
10-48-100-149.0	RETIREMENT - PERSI	29,435	35,854	37,790	40,934
10-48-100-150.0	WORKER'S COMPENSATION	1,040	948	1,281	1,327
10-48-100-151.0	HEALTH INSURANCE	47,952	53,061	59,943	87,056
10-48-100-152.0	DENTAL INSURANCE	1,832	2,214	2,199	2,592
10-48-100-154.0	UNEMPLOYMENT	8,308	.00	.00	.00
10-48-100-155.0	CONTRACT - BENEFITS	1,600	1,600	1,600	1,600
10-48-100-157.0	LIFE INSURANCE	502	547	566	660
10-48-100-158.0	EMPLOYEE GOLF PASS	600	600	600	600
Budget notes:					
	Employee benefit - season golf passes @ $150 each. Budget based upon prior year actuals.				
10-48-100-160.0	EMPLOYEE RECOGNITION	327	177	350	350
Total PERSONNEL EXPENSE:		408,469	435,099	463,700	524,387
OPERATING EXPENSE					
10-48-150-210.0	DEPARTMENT SUPPLIES	1,819	2,549	3,500	3,500
10-48-150-230.0	PRINTING AND BINDING	195	479	700	700
10-48-150-240.0	MINOR EQUIPMENT	50	4,673	3,000	3,000
10-48-150-250.0	MOTOR FUELS AND LUBRICANTS	2,175	1,728	2,500	2,800
10-48-150-300.0	PROFESSIONAL SERVICES	45,985	28,550	38,500	128,084
Budget notes:					
	~2016 Includes: $125,000 Appropriated Fund Balance for Comprehensive Plan Update, $3,000 Control Point Network				
10-48-150-310.0	ATTORNEY - CIVIL NON-REIMB	158	.00	.00	3,000
10-48-150-350.0	ENGINEERING - NON-REIMB.	.00	.00	.00	.00
10-48-150-360.0	REIMBURSABLE DEVEL. FEES	.00	.00	.00	.00
10-48-150-370.0	PLAN CHECK SERVICES	.00	.00	500	2,000
10-48-150-400.0	ADVERTISING/LEGAL PUBLICATIONS	1,403	2,038	3,000	3,000
10-48-150-420.0	TRAVEL AND MEETINGS	4,482	3,002	5,500	5,600
10-48-150-435.0	BOOKS/PUBLICATIONS/SUBSCRIPTS	1,068	598	1,000	1,200
10-48-150-440.0	PROFESSIONAL DEVELOPMENT	5,848	5,863	6,000	7,000
10-48-150-460.0	TELEPHONE	2,434	2,619	2,400	2,800
10-48-150-465.0	HISTORIC PRSRVT COMMITTEE SUP.	690	144	3,855	2,000
10-48-150-580.0	REPAIRS - AUTOMOTIVE EQUIPMENT	1,186	1,526	1,500	2,787
Budget notes:					
	~2016 Increase due to age of Building Official's car and potential major repairs. Staff is researching options for replacement.				
10-48-150-595.0	ALLOWANCE FOR BAD DEBT	.00	.00	.00	.00
10-48-150-610.0	GIS EQUIPMENT	8,109	10,402	10,200	12,000
Budget notes:					
	Includes software and hardware				
Total OPERATING EXPENSE:		75,600	64,170	82,155	179,471
INTER-FUND TRANSFER EXPENSE					
10-48-600-905.0	ENGINEER TRANSFER	5,294	5,292	4,266	4,266
Total INTER-FUND TRANSFER EXPENSE:		5,294	5,292	4,266	4,266
OTHER EXPENSE					
10-48-650-730.0	PUBLIC ART	.00	130	.00	.00
Total OTHER EXPENSE:		.00	130	.00	.00
Total COMMUNITY DEVELOPMENT:		489,363	504,691	550,121	708,124

Police

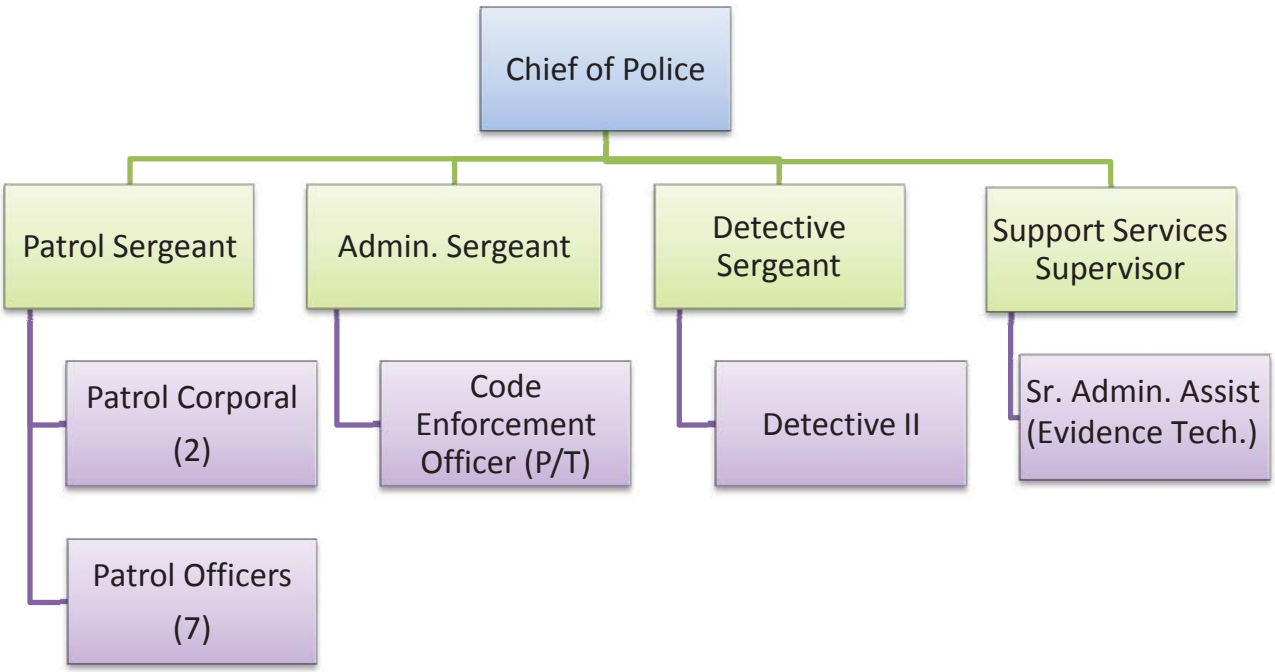
Chief of Police
Patrol Sergeant
Admin. Sergeant
Detective Sergeant
Support Services Supervisor
Patrol Corporal (2)
Patrol Officers (7)
Code Enforcement Officer (P/T)
Detective II
Sr. Admin. Assist (Evidence Tech.)

I. Police Department:

The Police Department, in keeping with the City of McCall's Comprehensive Plan, is responsible for public safety, traffic control and the overall well-being of the citizens and visitors of McCall.

Members of the department share an internal vision of an agency which not only provides police service, but does so fairly, impartially, with compassion and integrity. In order to achieve this vision, each member has rededicated themselves to further the objectives of both the police department and the City of McCall.

II. Mission Statement:

The mission of the McCall Police Department is to provide a safe and secure living, working, and recreational environment to the community and its visitors through the delivery of professional police service.

This mission is achieved in conjunction with the departmental core values of integrity, empathy and fairness.

III. Personnel:

Full-Time

1. Chief of Police
2. Two Patrol Sergeants
3. One Administrative Sergeant
4. One Detective
5. One School Resource Officer (*vacant*)
6. Seven Patrol Officers
7. One Support Services Supervisor
8. One Senior Administrative Assistant

Part-Time

1. One-half Code Enforcement Officers (Non-Sworn Civilian Positions)

IV. Specific Projects/Operations included in the FY15 Budget:

The following items will be requested in the FY16 budget process:

- Two marked patrol units
- Digital speed signs
- Continuation of facility update/repair

V. Staffing Levels, Facilities and Equipment:

Last fiscal, the McCall Police Department addressed the working shift schedule of patrol officers in an effort to more efficiently utilize personnel resources. Sworn personnel are now working 12-hour shifts. By doing so, not only has the department managed to typically staff two officers on each shift, but it has also reduced overtime costs by approximately 45%.

The McCall Police Department does not anticipate additional requests for staffing within the next two budget cycles. However, the School Resource Officer position remains vacant. With the appointment of a new superintendent, the decision/review process was recently restarted. Funding for this position is based upon a 50% match from the school district. If it is not renewed, the Police Department will request the position be filled and rotated into a patrol officer capacity, thus requesting an additional 50% salary funding for the position.

The department continues to expand our community interaction by getting out of our vehicles and making contact with the members of our city. Community support continues to grow as positive editorials have been published in local media. We are expanding our reach into serving our community.

The McCall Police Department is housed within an outdated facility that lacks the amenities of a professional department. Major renovations were completed last fiscal year which greatly improved the working environment. A concentrated effort for continued facility improvement will be made this fiscal. Renovations are planned for the interview room, flooring and ceiling tile replacement. Security measures for all of City Hall are also being reviewed/planned. These projects are a continuance of the improvement plan laid out in fiscal 15.

In the FY16 budget, the Police Department will purchase two marked patrol vehicles to replace current vehicles whose mileage exceeds 100,000 miles each. It is anticipated the vehicles will cost approximately $44,500 each, including emergency equipment. While the cost of vehicles continually rises, it is recommended that the Police Department establish a patrol vehicle replacement schedule. Two patrol vehicles should be replaced each year which, at the end of the rotation, would result in the oldest patrol vehicles being 5 years-old and due for replacement. Maintaining this recommendation would provide a constant and known expense.

VI. Budget Adjustments:

As previously discussed, there is the possibility that the school district will choose not to renew the School Resource Officer position. If this occurs, the department will request the city make up the salary difference so that the position can be added into patrol. The police department does not anticipate the reclassification of any positions during FY15.

Expenditure by Object - Police

	FY 2012 Actual	FY 2013 Actual	FY 2014 Actual	FY 2015 Budget	FY 2016 Proposed	FY 2016 Change
FTE	19	19	20	16	15	-

Expenditure Object						
Personnel	$1,251,425	$1,193,846	$1,103,831	$1,203,254	$1,210,932	1%
Operating	$275,469	$227,230	$295,167	$262,600	$191,900	-37%
Subtotal	$1,526,894	$1,421,076	$1,398,998	$1,465,854	$1,402,832	-4%

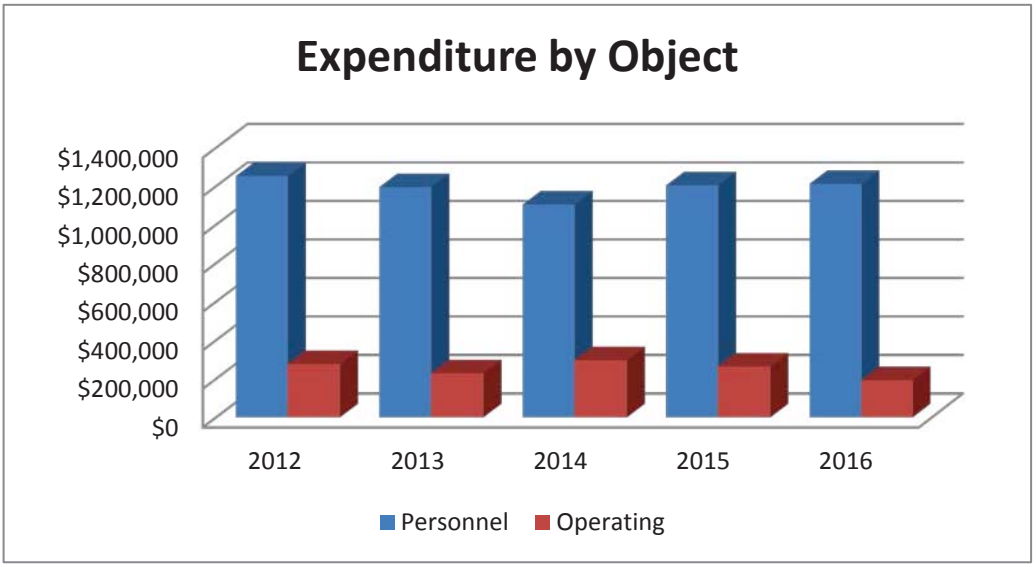

Account Number	Account Title	FY13 Prior year 2 Actual	FY14 Prior year Actual	FY15 Current year Budget	FY16 Adopted Budget
POLICE DEPARTMENT					
PERSONNEL EXPENSE					
10-50-100-110.0	SALARIES AND WAGES	825,668	739,644	780,170	775,230
10-50-100-140.0	OVERTIME PAY	25,061	34,076	21,252	20,633
10-50-100-147.0	FICA	48,203	45,668	50,649	49,344
10-50-100-148.0	MEDICARE	11,273	10,680	11,845	11,540
10-50-100-149.0	RETIREMENT - PERSI	87,865	89,532	94,913	92,450
10-50-100-150.0	WORKER'S COMPENSATION	24,062	18,088	31,663	30,697
10-50-100-151.0	HEALTH INSURANCE	152,486	137,373	173,337	193,296
10-50-100-152.0	DENTAL INSURANCE	6,500	6,379	6,860	6,122
10-50-100-153.0	PHYSICAL EXAMS	499	.00	2,000	2,000
10-50-100-154.0	UNEMPLOYMENT	3,241	2,142	3,000	3,000
10-50-100-156.0	CLOTHING/UNIFORMS	4,773	4,925	13,100	13,100
10-50-100-157.0	LIFE INSURANCE	1,552	1,303	1,415	1,320
10-50-100-158.0	EMPLOYEE GOLF PASS	1,050	1,350	1,350	1,200
Budget notes:					
	Employee benefit - season golf passes @ $150 each. Budget based upon prior year actuals.				
10-50-100-159.0	FITNESS INCENTIVE	.00	12,000	9,900	9,000
10-50-100-160.0	EMPLOYEE RECOGNITION	1,612	581	800	1,000
10-50-100-161.0	DUTY SERVICE AWARD	.00	90	1,000	1,000
Total PERSONNEL EXPENSE:		1,193,846	1,103,831	1,203,254	1,210,932
OPERATING EXPENSE					
10-50-150-210.0	DEPARTMENT SUPPLIES	4,283	4,541	4,100	5,550
10-50-150-211.0	PHYSICAL FITNESS PROGRAM	.00	.00	.00	.00
10-50-150-215.0	RANGE/AMMUNITION	4,580	7,806	10,000	11,400
Budget notes:					
	Ammunition for officers to qualify bi-annually.				
	~2016 Includes: CF FY15 $1,400				
10-50-150-240.0	MINOR EQUIPMENT	33,039	71,805	20,500	8,000
10-50-150-250.0	MOTOR FUELS AND LUBRICANTS	36,481	34,975	35,050	35,050
10-50-150-260.0	POSTAGE	257	347	600	600
Budget notes:					
	FedEx/UPS				
10-50-150-275.0	PUBLIC RELATIONS	1,427	1,232	2,450	1,000
Budget notes:					
	Includes halloween candy, junior police badges for children, and public info brochures.				
10-50-150-300.0	PROFESSIONAL SERVICES	12,505	3,355	6,000	6,000
Budget notes:					
	Includes hospital patient fees, towing services, fire extinguisher services, polygraph and psychological exams, and other incidental fees associated with investigation.				
10-50-150-310.0	ANIMAL CONTROL-MCPAWS	35,000	35,000	35,000	.00
10-50-150-320.0	ATTORNEY - PROSECUTING	.00	.00	.00	.00
Budget notes:					
	Moved to Admin Department (10-44-150-320.0)				
10-50-150-400.0	ADVERTISING/LEGAL PUBLICATIONS	318	87	300	300
Budget notes:					
	Includes open position advertising, grant ads, and ordinance changes				
10-50-150-405.0	DRUG CASE EXPENDITURES	4,781	3,182	6,000	2,000
10-50-150-420.0	TRAVEL AND MEETINGS	1,505	12,642	2,000	2,500
10-50-150-435.0	BOOKS/PUBLICATIONS/SUBSCRIPTS	1,169	909	1,000	1,000
Budget notes:					
	Idaho Code/Criminal & Traffic and misc. publication subscriptions.				
10-50-150-440.0	PROFESSIONAL DEVELOPMENT	19,202	12,152	14,500	16,000
Budget notes:					
	Professional Dues & Training costs				
10-50-150-460.0	TELEPHONE	6,795	6,323	1,500	2,000
10-50-150-465.0	COMMUNICATIONS - RADIO	261	.00	.00	500
10-50-150-466.0	COST SHARE- DISPATCH CTR/ILETS	30,000	38,955	51,992	46,000
10-50-150-500.0	RENTAL - OFFICE EQUIPMENT	7,071	6,892	6,800	6,200

Account Number	Account Title	FY13 Prior year 2 Actual	FY14 Prior year Actual	FY15 Current year Budget	FY16 Adopted Budget
Budget notes:					
Includes Xerox copier and fax lease					
10-50-150-501.0	MAINT - COPIER - PER PAGE COST	1,108	1,115	2,500	1,500
10-50-150-520.0	RENTAL - PROPERTY	2,486	2,596	3,300	3,300
Budget notes:					
Storage unit rentals will not be necessary if PD relocates					
10-50-150-560.0	REPAIRS - OFFICE EQUIPMENT	79	.00	1,000	.00
10-50-150-570.0	REPAIRS - BUILDING AND GROUNDS	2,202	11,200	20,500	8,000
10-50-150-580.0	REPAIRS - AUTOMOTIVE EQUIPMENT	21,234	27,466	21,000	18,000
10-50-150-590.0	REPAIRS - OTHER EQUIPMENT	1,448	1,528	1,500	2,000
10-50-150-610.0	COMPUTER SOFTWARE	.00	11,060	15,008	15,000
Budget notes:					
Includes Annual software fees for maintenance, technical support, licensing and upgrades for Computer ARTS, File on Q (evidence management), LaserFiche, McCall Web Design, Lexipol, and Trans Union.					
Total OPERATING EXPENSE:		227,230	295,167	262,600	191,900
Total POLICE DEPARTMENT:		1,421,076	1,398,998	1,465,854	1,402,832

Account Number	Account Title	FY13 Prior year 2 Actual	FY14 Prior year Actual	FY15 Current year Budget	FY16 Adopted Budget
PARKS DEPARTMENT					
INTER-FUND TRANSFER EXPENSE					
10-59-600-970.0	FUND TRANSFER - REC. PARKS	503,077	530,376	523,901	610,723
	Total INTER-FUND TRANSFER EXPENSE:	503,077	530,376	523,901	610,723
	Total PARKS DEPARTMENT:	503,077	530,376	523,901	610,723

Account Number	Account Title	FY13 Prior year 2 Actual	FY14 Prior year Actual	FY15 Current year Budget	FY16 Adopted Budget
GRANT EXPENSES					
GRANTS					
10-60-250-596.0	BYRNE GRANT-JAG PROG.-MATCH	.00	.00	.00	.00
10-60-250-598.0	FEDERAL - EDWARD BYRNE GRANT	.00	.00	.00	.00
10-60-250-599.0	GRANT - CD - PLANNING GRANT	.00	.00	.00	.00
10-60-250-617.0	IDAHO COMMISSION ON THE ARTS	.00	.00	10,000	15,003
Budget notes:					
~2016 Incudes: CF $13,353 Grant Revenues rec'd					
10-60-250-618.0	ID COMMSN ON THE ARTS - MATCH	.00	.00	20,195	34,195
Budget notes:					
~2016 Includes: CF $3,195 LOT funds, $17,000 General Fund public art funds from Comm. Dev., and $4,000 from MIC.					
10-60-250-660.0	FEDERAL - PD - BJA BODY ARMOR	.00	.00	1,200	1,200
10-60-250-662.0	FEDERAL - PD - HIGHWAY SAFETY	.00	.00	28,500	24,500
10-60-250-665.0	FEDERAL - DEPT. OF ENERGY	.00	.00	.00	.00
10-60-250-670.0	FED-PD-CITY MATCH BJA	.00	.00	1,200	1,200
10-60-250-671.0	FEDERAL-PD-HWY SAFETY-MATCH	.00	.00	.00	.00
10-60-250-720.0	FEDERAL - CD - CLG	.00	.00	.00	.00
Total GRANTS:		.00	.00	61,095	76,098
Total GRANT EXPENSES:		.00	.00	61,095	76,098

Account Number	Account Title	FY13 Prior year 2 Actual	FY14 Prior year Actual	FY15 Current year Budget	FY16 Adopted Budget
CAPITAL IMPROVEMENT PLAN					
INTER-FUND TRANSFER EXPENSE					
10-70-600-710.0	GENERAL FUND CIP	25,596	105,709	141,114	446,825
Budget notes:					
~2016 Includes: $56,000 PD Data Backup, $250,000 Parks Relocation (Transit Center), $14,825 Finance Accounting & HR Software, $10,000 Annual ADA Upgrades, $12,500 Police Facitliy Upgrade, $12,000 Laserfiche Upgrades, $91,500 Police Vehicle Rotation					
10-70-600-724.0	STREETS FUND CIP	95,376	50,000	16,684	135,000
Budget notes:					
~2016 Street Maintenance & Rehab					
10-70-600-725.0	LIBRARY FUND CIP	.00	.00	2,000	.00
10-70-600-728.0	RECREATION FUND CIP	3,000	6,000	.00	15,477
Budget notes:					
~2016 Includes $5,477 for Rotary Park ADA and $10,000 for Art Roberts Storm Water Improvements					
10-70-600-729.0	AIRPORT FUND CIP	15,000	.00	20,000	56,668
Budget notes:					
~2016 Land Acquisition AIP Grant Match					
10-70-600-730.0	CAPITAL PROJECT FUND - CIP	.00	.00	.00	.00
10-70-600-754.0	GOLF FUND CIP	.00	15,000	88,000	35,000
Budget notes:					
~2016 Clubhouse Repairs					
10-70-600-998.0	RESRVD - FUTURE CAPITAL	.00	.00	40,499	5,939
Total INTER-FUND TRANSFER EXPENSE:		138,972	176,709	308,297	694,909
FRANCHISE FEE CONTINGENCY					
10-70-750-997.0	FRANCHISE FEES - CONTINGENCY	88,500	143,462	287,490	269,280
Total FRANCHISE FEE CONTINGENCY:		88,500	143,462	287,490	269,280
Total CAPITAL IMPROVEMENT PLAN:		227,472	320,171	595,787	964,189

Account Number	Account Title	FY13 Prior year 2 Actual	FY14 Prior year Actual	FY15 Current year Budget	FY16 Adopted Budget
CONTINGENCY - GENERAL FUND					
CONTINGENT REVENUE					
10-99-075-100.0	CONTINGENT REVENUE	.00	.00	266,902	275,000
Budget notes:					
	General Fund Total Contingent Revenue to allow use of newly identified revenue without requiring reopening the public budget hearing process in mid-year.				
	Total CONTINGENT REVENUE:	.00	.00	266,902	275,000
CONTINGENT EXPENSE					
10-99-750-100.0	CONTINGENT EXPENSE	.00	.00	266,902	275,000
Budget notes:					
	General Fund Total Contingent Expense to allow use of newly identified revenue without requiring reopening the public budget hearing process in mid-year.				
	Total CONTINGENT EXPENSE:	.00	.00	266,902	275,000
	Total CONTINGENCY - GENERAL FUND:	.00	.00	533,804	550,000
	GENERAL FUND Revenue Total:	4,787,254	5,111,517	5,466,337	6,324,834
	GENERAL FUND Expenditure Total:	4,229,330	4,456,427	5,466,337	6,324,834
	Net Total GENERAL FUND:	557,925	655,091	.00	.00

Library

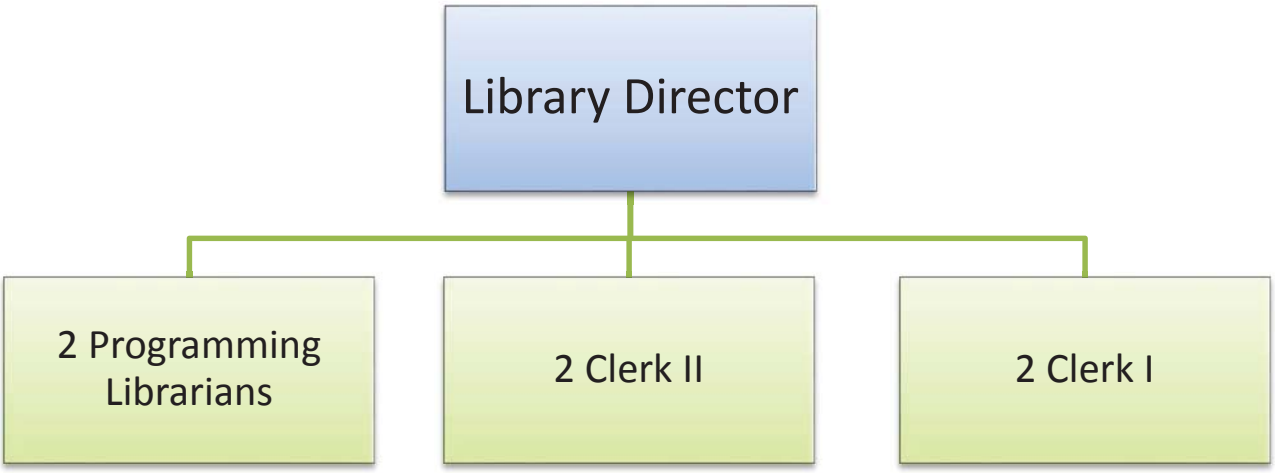
Library Director
2 Programming Librarians
2 Clerk II
2 Clerk I

I. Public Library:

The McCall Public Library is a safe and friendly community resource which is enjoyed year-round by residents and visitors to the McCall area. We are open from 10-6 on weekdays and 10-2 on Saturday, for a total of 44 hours a week. Our staff is well trained, knowledgeable, friendly, and helpful. Our facility is welcoming and comfortable.

All facilities and programs are available to everyone and materials and computer access are available free of charge to any family that owns property within the city limits of McCall, and available to all others for a yearly fee of $50 per family. A reciprocal agreement through the Idaho Commission for Libraries called LiLI Express allows patrons from certain other towns in Idaho to use our library materials free of charge.

Patrons have at their disposal access to information and leisure reading at all levels in our book, e-book, DVD, and magazine collections. We also have a very large database of magazine articles and research tools available online courtesy of the Idaho Commission for Libraries (ICfL). This database is called LibrariesLinkingIdaho (LiLI) and is available free to all citizens of Idaho, with in-library or remote access.

Collections:

We have current fiction and non-fiction, reference, and a donated collection of American and World History from the Eames Family and gardening books from Dawn Moudy. We also have a collection of Large Print books, a short story collection and a separately housed collection targeting Idaho. Our OPAC (On-line Public Access Catalog) includes access to the Overdrive app, with about 3,000 digital books that are available to check out and download to your personal device. Other materials include a large collection of DVD's and audio books on CD as well as language tapes, music and the complete collection of National Geographic articles available on-line and physical issued of the magazine from 1973 to present. Back issues of all of our magazine subscriptions are also available for check-out.

Other collections available include three circulating collections of materials that rotate on a two month basis, consisting of audio books, DVD's and Large Print books, all supplied by our consortium, Valley Mountain Library Consortium, a group of 14 South West Idaho rural libraries. If we don't have the material you want, we are able to borrow it from virtually any library in the world through our Interlibrary Loan system purchased by the ICFL and our matching funds and supplied by OCLC, a world-wide database.

Our children's section includes 5 graduated reading-level fiction collections and 2 levels of non-fiction as well as toys, games, puzzles and story programs. There is also a Spanish Fiction and Non-Fiction section, and audio books for children.

There is a separate section for Young Adults which contains materials suitable for grades 7-12, fiction, non-fiction, audio books and magazines, and a special computer with internet access and a wireless keyboard. As required by State law, all our public access computers

have filters on them to control Internet access to potentially unsuitable sites. These filters may be turned off by special request.

For our out-of-town visitors who don't have a card we have a large collection of paperback honor books for adults and children that can be taken without checkout and returned when finished, and we allow for 10 minutes of free computer access.

Computer services:

We have a very nice computerized circulation and catalog system which allows us to quickly process books into the system, track usage of materials, do accurate inventories, dispose of unwanted materials, and keep track of patrons accounts. It also allows patrons who have a library card to look up library materials, either in the library or from any internet computer in the world, via our OPAC. This catalog allows patrons to browse the collection, select a personal booklist, check out an e-book, reserve a book, look at their personal account, renew books, change phone numbers and e-mail addresses on-line, and contact us by sending an e-mail.

We have 6 public access computers; 5 computers at our centrally located computer kiosk, a multimedia computer in the Young Adult nook. There is also a computerized library catalog available on its own computer. All public access computers except the catalog have high-speed internet access from CableOne, as well as a wireless network available throughout the building. Printing is available from all the computers and there is a copy machine available, which does black & white or color copies, one or two sided, and also scans documents. Computer access is free for patrons with a library card, and the printing and copying are available for a small fee.

Special Areas:

There is a conference room which is available for booking by any non-profit group in the community who needs a meeting place. This room houses our special Eames Collection of American History. A separate leisure reading room, where our Idaho collection is housed, has extensive subject-based files of local events and history as well as copies of all the weekly editions of the Star News back to 1939, and most of the editions of the Cascade News and the Stibnite Miner.

II. Mission Statement

It is the mission of the McCall Public Library to provide patrons with diverse and organized information that satisfies their learning and recreational needs. Together with a well-trained staff, modern equipment and a welcoming environment, our library will promote understanding of ourselves, our culture, and our world.

III. Personnel:

1. Library Director (full time)

2. Programming Librarians (19 and 34 hours) (two positions)
3. Processing Clerk II (24 and 32 hours) (two clerks)
4. Circulation Clerk I (32 & 19 hours) (2 clerks)

IV. Specific Projects:

1. 1 weekly pre-school story time and craft program all year for 3-5 year olds.
2. 1 weekly story stop all year for ages, infant to 2.
3. Weekly visits to 4 local daycares.
4. Inventory of entire collection, getting database current and correct.
5. Perfected system for timely ordering, receiving, accessioning and processing materials purchased by or donated to the McCall Public Library – total turn-around time is now less than a week.
6. Set up centralized calendar so all staff can check and add to calendar.
7. Set up e-mail communication system for patrons that is available through our new on-line database, allowing them to renew, reserve, request purchases and ILL's and e-mail us directly.
8. Fine-tune the overdue and fine system in the database to get most of our overdue materials back and fines collected in a timely manner.
9. Programming for school-age children as their time allows (3-4 a year.)
10. 2 adult book clubs (once a month.)
11. Adult programming throughout the year in the evening (6-10 a year.)
12. Supply the hospital with book bags for newborns, courtesy of the Friends of the Library.
13. Independent film club monthly.
14. Special scholarship library memberships for Valley County residents that cannot afford a membership, sponsored by the Friends of the McCall Public Library.
15. Various classes for preschoolers and their parents several times a year.
16. Rosetta Stone software for learning Spanish.
17. Weekly Chess Club meetings.
18. Summer reading programs for students 1st to 5th grade (5 weeks in summer.)
19. Middle Years Reading Club (5 weeks in summer.)
20. Proctoring for students who are doing long-distance learning, traditional or online.
21. We have a birthday club for 4-year olds, in which they receive a free library card for a year – card is presented to them at the library in a special library card pouch.
22. Jump Start Program – at Kindergarten Registration encouraging reading, includes a free book.
23. Dia de Los Ninos – Multicultural celebration in the spring.
24. Afterschool program – Once a month visit by the school district after school program for kids who need a place to stay after school until their parents come home.

25. Partnered with the McCall Arts and Humanities Council for several events, including Kaleidoscope, Let's Talk About It, the Big Read, a statewide reading and book discussion group, and other programming and classes.
26. Teen programs at least twice a year.
27. Food for Fines Program benefiting the Food Bank, where canned goods and children's books are brought in and fines are forgiven, and story times at Food Bank weekly.
28. Annual Book Sale out of our conference room.
29. At least 6 visits to the elementary and middle school classrooms.

For our Spanish speaking patrons:

1. Collection of materials in Spanish.
2. Language tapes and CD's.
3. Spanish speaking staff help translate or meet other needs.
4. Occasionally, bi-lingual story times throughout the year.

In the last several years' budgets, we have received LOT money, grant money, and donations from the Friends to begin and continue a redecorating project, which included shelving and a carpet. This has been done in several small increments. The first year we redecorated the leisure reading/Reference area; the second year's project was replacing wall shelving and painting the rest of the non-fiction side of the library. New carpet tiles, donated by the Friends of the McCall Public Library, were installed at the same time. This second year project also included shelving on the walls of the children's section. The third year, we painted the rest of the building and installing the rest of the carpet, and the Junior Reader shelves and the Fiction wall shelving were installed, and the YA double shelving and three Non-Fiction flight put in, using LOT funds and Shelton Foundation Grant dollars. This year's project was the four flights of double shelving in the Adult Fiction section, financed by the LOT 2011 funds. This has finished the remodel and resulted in new shelving and carpet for the entire library. This project also included a new, bright mural and United States rug for the children's section the Friends of the McCall Public Library have donated. We also painted the exterior of the library in 2013. The front desk is being replaced with a user-friendly, ADA compliant reception counter and ADA front doors, to be completed with LOT funds in late 2015. The next step for FY16 is to explore budget options (LOT funds) to plan for the upcoming library remodel/expansion.

V. Future Projects/Operations:

1. Possible increase in programming, depending on staffing commitments and community needs.
2. Finish ADA compliant fixtures and doors and front desk.
3. Additional materials and formats for information retrieval, which include interactive internet, e-books, on-line conferences and other new technologies.
4. Evaluating the patron database and getting the database current.
5. Analyzing the impact on the staff by adding Inter Library Loan services.

6. Use City's Laserfiche technology to preserve and catalog the valuable and irreplaceable pictures and files owned by the McCall Public Library and housed in the Idaho Room.
7. Planting the alphabet garden this spring and a raised bed vegetable garden this summer, in partnership with our Seed Lending Library.
8. Assessing use and grants to supply a 3D printer for patron use.
9. Working with the McCall Arts and Humanities Council and the Historical Society, as well as many other local groups and small businesses, to sponsor worthwhile programs and presentations for the community.
10. A new library, at least twice the size of the existing one, with proper library design, facilities, and materials, in the center of town and part of the City Campus that is planned.

VI. Financial Assistance:

The McCall Public Library is primarily dependent on tax dollars to operate, and has been well funded for many years. This funding has become increasingly impacted by the cost of personnel, but the library is still operating at its high service level, and will continue to do so for the foreseeable future.

We are very fortunate to have a group of local volunteers, The Friends of the McCall Public Library, a nonprofit organization, which takes any donated or discarded books and sells them in a small, local bookstore. The profits from this enterprise go directly to programs and materials for the library. They are also a part of Idaho Gives, the nonprofit fund raising.

We also get many small donations through the year, and are the recipient of a behest from Nelle Tobias, which will be used in the future to honor her.

We are often awarded LOT funds for various projects, and apply for Idaho Community Foundation grants and various other grants as they become available.

LIBRARY FUND REVENUES BY SOURCE

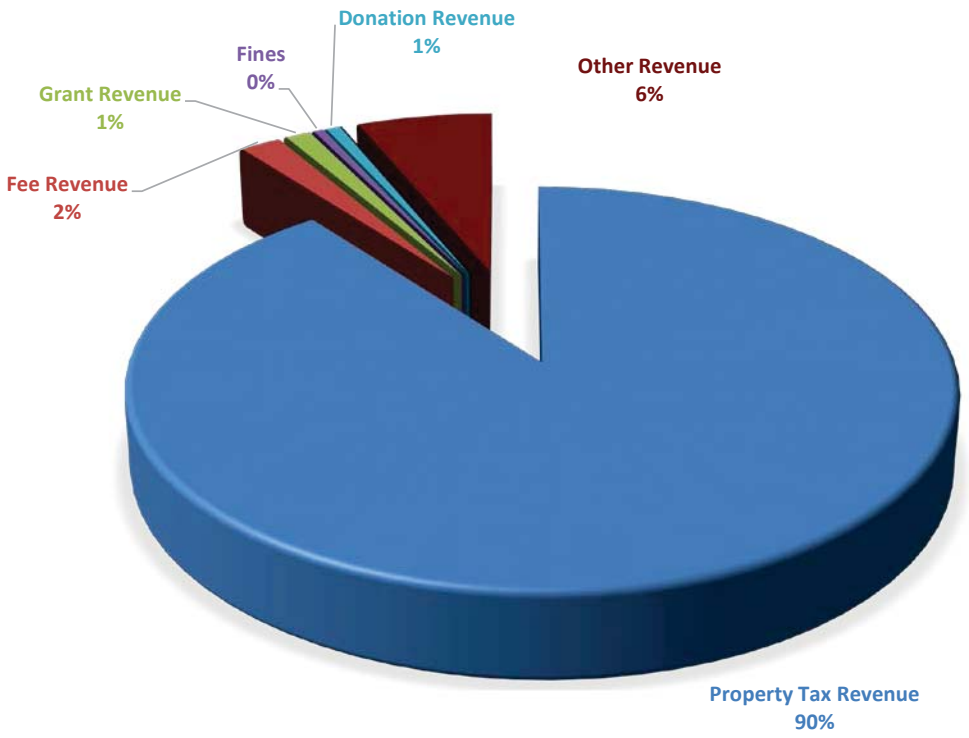

Property Tax Revenue	$	385,289
Fee Revenue	$	8,100
Grant Revenue	$	5,000
Fines	$	2,000
Donation Revenue	$	2,830
Interfund Transfer Revenue	$	-
Carry Forward Revenue	$	-
Other Revenue	$	26,780
Total Revenues	$	429,999

Account Number	Account Title	FY13 Prior year 2 Actual	FY14 Prior year Actual	FY15 Current year Budget	FY16 Adopted Budget
LIBRARY FUND					
LIBRARY FUND REVENUE					
PROPERTY TAX REVENUE					
25-30-010-100.0	PROPERTY TAX REVENUE	339,209	322,009	360,799	381,789
25-30-010-102.0	3% INCREASE	.00	.00	.00	.00
25-30-010-104.0	PROPERTY TAX GROWTH INCREASE	.00	.00	.00	.00
25-30-010-900.0	PENALTIES AND INTEREST	4,317	2,340	4,200	3,500
Total PROPERTY TAX REVENUE:		343,527	324,349	364,999	385,289
FEE REVENUE					
25-30-020-100.0	NONRESIDENT LIBRARY CARD FEES	5,700	7,200	6,000	5,400
25-30-020-150.0	SPANISH CLASS	.00	300	300	.00
25-30-020-200.0	COMPUTER USAGE FEES	1,441	1,271	.00	800
25-30-020-210.0	COPY MACHINE REVENUE	.00	.00	.00	.00
25-30-020-430.0	COPY/FAX/NOTARY SERVICES	1,799	1,961	1,500	1,900
Total FEE REVENUE:		8,939	10,732	7,800	8,100
GRANT REVENUE					
25-30-025-200.0	GRANTS	2,800	600	5,000	5,000
Budget notes:					
Whittenberger, Shelton, Children's Programming, VA Programming, Medical Books, Nooks and Books, ADA Compliant Doors					
25-30-025-202.0	FOUND - ID COMMUNITY FOUND.	700	.00	.00	.00
Total GRANT REVENUE:		3,500	600	5,000	5,000
FINES REVENUE					
25-30-035-200.0	FINES	2,849	2,590	3,000	2,000
Total FINES REVENUE:		2,849	2,590	3,000	2,000
DONATION REVENUE					
25-30-040-300.0	DONATIONS	.00	.00	.00	.00
25-30-040-970.0	PRIVATE CONTRIBUTIONS	2,866	1,028	1,000	730
25-30-040-973.0	FILM SOCIETY	.00	1,074	1,500	1,200
25-30-040-974.0	VIDEO CIRCUIT DUES	.00	900	900	900
Total DONATION REVENUE:		2,866	3,002	3,400	2,830
INTEREST REVENUE					
25-30-045-100.0	INTEREST REVENUE	618	334	240	480
Total INTEREST REVENUE:		618	334	240	480
APPROPRIATED FUND BALANCE					
25-30-050-997.0	APPROPRIATED FUND BALANCE	.00	.00	.00	.00
Total APPROPRIATED FUND BALANCE:		.00	.00	.00	.00
CARRY FORWARD REVENUE					
25-30-055-998.0	CARRY FORWARD	.00	.00	2,500	.00
Total CARRY FORWARD REVENUE:		.00	.00	2,500	.00
INTER-FUND TRANSFER REVENUE					
25-30-060-910.0	HEALTH CARE RESERVE	960	2,742	.00	.00
25-30-060-982.0	CIP TRANSFER FROM G.F.	.00	.00	2,000	.00

Account Number	Account Title	FY13 Prior year 2 Actual	FY14 Prior year Actual	FY15 Current year Budget	FY16 Adopted Budget
Total INTER-FUND TRANSFER REVENUE:		960	2,742	2,000	.00
OTHER REVENUE					
25-30-070-100.0	LOCAL OPTION TAX	1,500	2,500	8,000	25,000
25-30-070-900.0	MISCELLANEOUS REVENUE	2,223	1,651	2,000	1,300
Budget notes:					
Includes reimbursement for lost books					
25-30-070-980.0	SALES OF SURPLUS PROPERTY	.00	107	100	.00
25-30-070-990.0	CASH OVER\(SHORT)	50	27	.00	.00
25-30-070-995.0	BAD DEBT RECOVERY	151	204	.00	.00
Total OTHER REVENUE:		3,924	4,489	10,100	26,300
Total LIBRARY FUND REVENUE:		367,183	348,838	399,039	429,999

Expenditure by Object - Library

	FY 2012 Actual	FY 2013 Actual	FY 2014 Actual	FY 2015 Budget	FY 2016 Proposed	FY 2016 Change
FTE	5	5	5	5	5	-

Expenditure Object						
Personnel	$250,896	$251,007	$257,621	$266,113	$260,656	-2%
Operating	$63,068	$62,077	$44,485	$63,641	$91,290	30%
Inter-Fund Transfer	$48,259	$48,396	$51,096	$61,785	$73,053	15%
Grants	$0	$0	$0	$7,500	$5,000	-50%
Subtotal	$362,223	$361,480	$353,202	$399,039	$429,999	7%

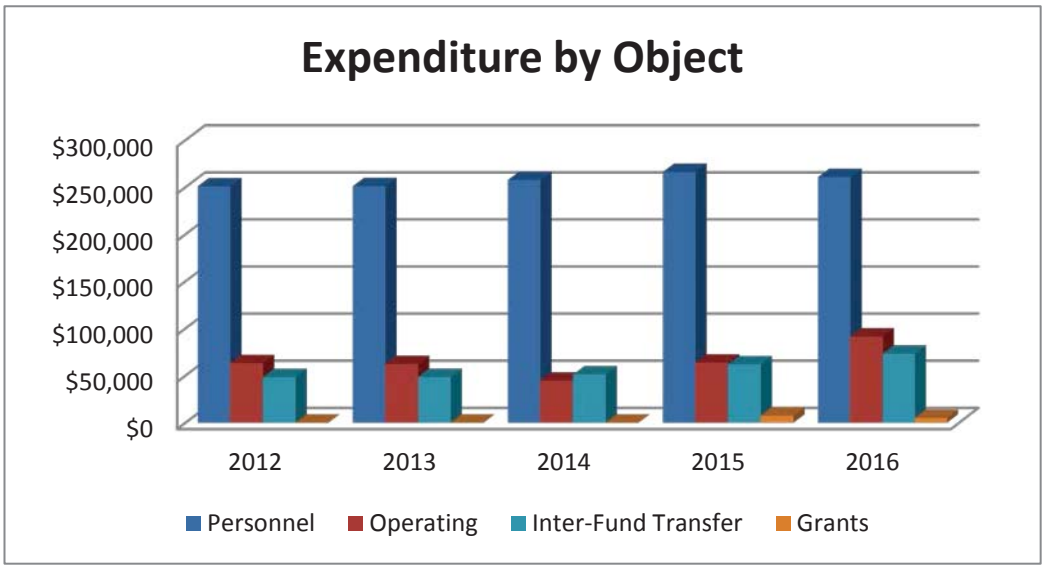

Account Number	Account Title	FY13 Prior year 2 Actual	FY14 Prior year Actual	FY15 Current year Budget	FY16 Adopted Budget
LIBRARY DEPARTMENT					
PERSONNEL EXPENSE					
25-57-100-110.0	SALARIES AND WAGES	183,376	186,865	184,081	181,556
25-57-100-140.0	OVERTIME PAY	.00	26	.00	.00
25-57-100-147.0	FICA	10,669	10,797	11,413	11,256
25-57-100-148.0	MEDICARE	2,495	2,525	2,669	2,633
25-57-100-149.0	RETIREMENT - PERSI	16,521	18,545	17,931	18,826
25-57-100-150.0	WORKER'S COMPENSATION	362	316	584	554
25-57-100-151.0	HEALTH INSURANCE	34,807	36,501	46,756	44,002
25-57-100-152.0	DENTAL INSURANCE	1,335	1,493	1,748	1,196
25-57-100-154.0	UNEMPLOYMENT	.00	.00	.00	.00
25-57-100-157.0	LIFE INSURANCE	317	319	381	283
25-57-100-158.0	EMPLOYEE GOLF PASS	450	150	150	.00
Budget notes:					
	Employee benefit - season golf passes @ $150 each. Budget based upon prior year actuals.				
25-57-100-160.0	EMPLOYEE RECOGNITION	676	83	400	350
25-57-100-200.0	REQUESTED PERSONNEL CHANGE	.00	.00	.00	.00
Total PERSONNEL EXPENSE:		251,007	257,621	266,113	260,656
OPERATING EXPENSE					
25-57-150-200.0	OFFICE SUPPLIES	1,427	727	1,000	1,000
25-57-150-210.0	DEPARTMENT SUPPLIES	4,235	3,092	2,500	3,200
25-57-150-234.0	SOFTWARE	732	358	360	380
Budget notes:					
	Includes Cassie and Spot Maintenance				
25-57-150-240.0	MINOR EQUIPMENT	298	2,269	2,550	2,500
25-57-150-260.0	POSTAGE	26	.00	20	20
25-57-150-280.0	LICENSES AND PERMITS	.00	.00	.00	320
25-57-150-300.0	PROFESSIONAL SERVICES	1,505	2,585	2,500	27,500
Budget notes:					
	Includes Biblionix				
	~2016 Includes $25,000 LOT for Library Expansion Design Development Fees				
25-57-150-400.0	ADVERTISING/LEGAL PUBLICATIONS	470	166	100	200
25-57-150-420.0	TRAVEL AND MEETINGS	159	121	500	700
25-57-150-430.0	DUES AND SUBSCRIPTIONS	.00	.00	.00	800
Budget notes:					
	Subscription to Overdirve, the e-book platform				
25-57-150-435.0	BOOKS/PUBLICATIONS/SUBSCRIPTS	13,983	13,579	14,000	14,150
25-57-150-436.0	OCLC SUBSCRIPTION	1,360	1,291	1,400	1,650
Budget notes:					
	OCLC Yearly Subscription (Partially Funded by ICFL)				
25-57-150-440.0	PROFESSIONAL DEVELOPMENT	390	153	400	1,000
Budget notes:					
	Includes Idaho Library Association (ILA), Valley Mountain LIbrary Consortium (VMLC) and American LIbrary Association (ALA) dues				
25-57-150-450.0	CLEANING AND CUSTODIAL	834	990	1,000	1,100
25-57-150-460.0	TELEPHONE	41	64	700	.00
25-57-150-461.0	CABLEONE INTERNET SERVICES	683	877	850	880
25-57-150-462.0	AUDIO VISUAL MATERIALS	3,873	937	1,500	1,500
25-57-150-462.1	VIDEO CIRCUIT LIBRARY	.00	318	1,050	910
25-57-150-463.0	FILM SOCIETY PROGRAM	.00	1,797	2,400	2,100
Budget notes:					
	Includes: Alpine Playhouse rent, film purchases, advertising, and tickets				
25-57-150-464.0	PERIODICALS	2,454	1,623	1,500	1,600
25-57-150-465.0	CHILDREN'S BOOKS	6,788	726	1,500	1,500
25-57-150-467.0	YOUNG ADULT MATERIALS	308	394	1,500	1,500
25-57-150-469.0	PROGRAMMING SUPPLIES	2,318	1,192	1,500	1,900
25-57-150-490.0	HEAT, LIGHTS, AND UTILITIES	7,021	7,809	8,000	8,200
Budget notes:					
	Includes Propane, Idaho Power, and City Water and Sewer				

Account Number	Account Title	FY13 Prior year 2 Actual	FY14 Prior year Actual	FY15 Current year Budget	FY16 Adopted Budget
25-57-150-500.0	RENTAL - OFFICE EQUIPMENT	1,411	1,411	1,411	1,180
25-57-150-500.1	RENTAL - EQUIPMENT MAINTENANCE	260	299	400	500
Budget notes:					
	Maintenance fee based upon a per copy charge				
25-57-150-570.0	REPAIRS - BUILDING AND GROUNDS	11,499	1,706	15,000	15,000
25-57-150-595.0	BAD DEBT	.00	.00	.00	.00
	Total OPERATING EXPENSE:	62,077	44,485	63,641	91,290
INTER-FUND TRANSFER EXPENSE					
25-57-600-910.0	ADMINISTRATIVE TRANSFER - GF	14,110	15,168	18,485	18,209
25-57-600-915.0	GIS TRANSFER	109	72	.00	.00
25-57-600-972.0	FUND TRANSFER - NETWORK ADMIN	34,177	35,856	43,300	54,844
	Total INTER-FUND TRANSFER EXPENSE:	48,396	51,096	61,785	73,053
	Total LIBRARY DEPARTMENT:	361,480	353,202	391,539	424,999

Account Number	Account Title	FY13 Prior year 2 Actual	FY14 Prior year Actual	FY15 Current year Budget	FY16 Adopted Budget
GRANT EXPENSES					
GRANTS					
25-60-250-670.0	GRANTS	.00	.00	5,000	5,000
25-60-250-672.0	FOUND - ID COMMUNITY FOUND.	.00	.00	.00	.00
25-60-250-674.0	FOUND - GRANTS	.00	.00	.00	.00
25-60-250-675.0	GRANTS - CITY MATCH	.00	.00	2,500	.00
Total GRANTS:		.00	.00	7,500	5,000
Total GRANT EXPENSES:		.00	.00	7,500	5,000

Account Number	Account Title	FY13 Prior year 2 Actual	FY14 Prior year Actual	FY15 Current year Budget	FY16 Adopted Budget
CONTINGENCY - LIBRARY FUND					
CONTINGENT REVENUE					
25-99-075-100.0	CONTINGENT REVENUE	.00	.00	47,500	50,000
	Total CONTINGENT REVENUE:	.00	.00	47,500	50,000
CONTINGENT EXPENSE					
25-99-750-100.0	CONTINGENT EXPENSE	.00	.00	47,500	50,000
	Total CONTINGENT EXPENSE:	.00	.00	47,500	50,000
	Total CONTINGENCY - LIBRARY FUND:	.00	.00	95,000	100,000
	LIBRARY FUND Revenue Total:	367,183	348,838	446,539	479,999
	LIBRARY FUND Expenditure Total:	361,480	353,202	446,539	479,999
	Net Total LIBRARY FUND:	5,703	4,364-	.00	.00

Recreation

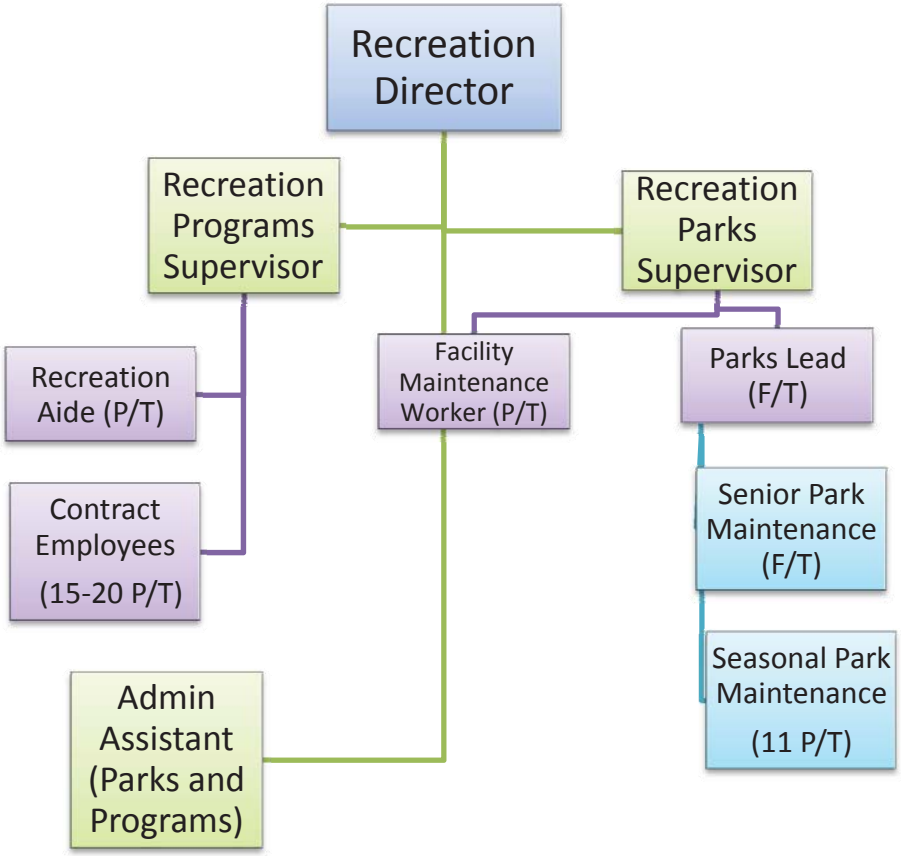
Recreation Director
Recreation Programs Supervisor
Recreation Parks Supervisor
Recreation Aide (P/T)
Facility Maintenance Worker (P/T)
Parks Lead (F/T)
Contract Employees (15-20 P/T)
Senior Park Maintenance (F/T)
Seasonal Park Maintenance (11 P/T)
Admin Assistant (Parks and Programs)

I. Parks and Recreation:

The Parks and Recreation Department consists of two divisions. Each division has a separate budget. This allows for a clear delineation of fiscal responsibilities within each division. The Recreation Division is housed at the Airport Managers building and the Parks Division is housed in the City Hall Annex. The Parks and Recreation Department staffs the Parks and Recreation Advisory Committee, The Tree Committee and The Environmental Advisory Committee. We also participate in most McCall Redevelopment Agency meetings, McCall Improvement Committee meetings, Public Art Advisory Committee meetings and Valley County Waterways.

Parks:

The Parks Division oversees all maintenance, improvements and operations for all City parks, public spaces, sidewalks, waterfront, undeveloped areas and grounds maintenance of city owned buildings. This includes Legacy Park, boat launch ramp, city owned shoreline, city docks and pump station, Brown Park, Art Roberts Park, Rotary Park, Veteran's Memorial at Community Park, Davis Beach, Fairway Park, Four Corners including the entrance sign, Harshman Skate Park, disk golf course, Centennial Park, Roosevelt Park, bus shelters, all downtown flowers, maintenance of M/D High School Tennis Courts and City sidewalks. .

Tasks include installation and removal of holiday lights, reservation management of parks, mowing, irrigation, tree care, ornamental flower planting and care, building and facility maintenance, and noxious weed control along all right-of-ways and city-owned property. Parks Division employees also respond to homeowners requests for information regarding noxious weed control and tree health. Additional responsibilities include the snow removal, building maintenance, mowing and irrigation of the Library, City Hall, the Central Idaho Historical Museum and the Water Treatment Plant.

Additionally, the Parks Division maintains all pathways in the City limits, and the separated pathway on Warren Wagon Road. The Parks Division partners with Public Works to remove trees that have become a safety hazard and is responsible for educating the public concerning the tree ordinance.

Recreation:

The Recreation Division is responsible for providing recreation programming that provides a fun, safe and positive learning experience for the community, surrounding area and visitors of McCall. Our department conducts, partners and or contracts with other providers to deliver approximately 35 programs a year. We focus on providing a variety of programs for all ages, skill level and income. In 2104, we registered over 1,400 participants in our recreation programs.

Current fiscal year programming and planned anticipated programs for youth include: volleyball, baseball, softball, tee-ball, skateboarding, tennis, mountain biking, soccer camp & wee-soccer, foundations of football, swimming lessons, basketball, and team building/outdoor games.

Adult programming includes: softball, senior softball, snorkeling and SCUBA programs, fly tying, volleyball, indoor soccer and basketball.

EQUIPMENT LOANER PROGRAM: The Recreation Division manages an equipment loaner program which includes **s**kateboards and safety equipment, Kinder sled, Cross Country skis, boots and poles, snowshoes, youth softball and baseball equipment and youth fishing equipment.

II. Mission Statement:

The mission of the department is to: ***Enhance the quality of life for youth and adults (residents and visitors) through recreation programs. Provide safe, clean and well maintained parks, pathways and open spaces that represent the City of McCall in a positive manner.***

III. Personnel: (Not fully staffed in 2015)

1. Park and Recreation Director
2. Recreation Supervisor
3. Parks Supervisor
4. Administrative Assistant (part-time)
5. Lead Parks Maintenance worker (full-time) **(Vacant through the summer)**
6. Senior Parks Maintenance Worker (full-time)
7. Boating ambassadors **(Vacant)**
8. One summer seasonal recreation aide
9. Nine seasonal park employees. **(Only able to fill eight positions)**
10. Volunteers (coaches and parents)
11. Umpires/officials
12. Contract workers (community members who run many of our programs)

IV. Specific projects/operations included in the FY16 Budget

Projects:

1. Riverfront Park phase one development to include parking, river access and erosion control, assistance from Public Works.
2. Complete the redevelopment of Rotary Park.
3. Boat Ramp Replacement.
4. Erosion control at Brown Park.

V. SPECIAL EVENTS/Group Activities:

1. Mountain Madness U-12, U-14, U-16 girls fast-pitch softball tournaments
2. AWeSOMe Annual Cardboard Boat Regatta 2009
3. Music on the Lake September
4. Mile High Mile (Open Water Swim Challenge)
5. Bicycle Rodeo
6. Senior Softball Tournament
7. Music Society August Concert
8. McCall Arts and Crafts Fair
9. Winter Carnival

VI. Future Budget Needs/Requests – Operations and Capital Improvements:

1. Combining the Parks and Recreation Department into one location.
2. Complete repair of Rotary Park.
3. ADA improvements to Brown Park.
4. Increase winter recreation programs.
5. Help with and increase McCall's special events.
6. Increase in high school, senior and adult programs.
7. Continue with Riverfront Park Development.
8. Complete pathway between Legacy Park and Art Roberts Park.
9. P&R shop.
10. Replacement of P&R van with pickup.
11. Pathway construction per Pathway Master Plan.

Community Issues Impacting Future Budget Requests:

Commercial uses and concession requests in our city parks continues to be a frequent occurrence. The current policy is a valuable tool in managing these requests and staff expects these requests to continue to increase. Hiring adequate staff in 2015 was difficult. As the community requests of the Parks and Recreation Department increase a comprehensive review of the department, priorities, funding and responsibilities will be critical.

There has significant discussion among the Parks and Recreation Advisory Board concerning the need for a Community Recreation Center. At the same time staff has been approached about the feasibility of operating a field house and or additional ball fields in partnership with the school district. Discussion concerning the funding options for these projects as well as additional pathways, completion of Riverfront Park and additional department needs has taken place. Some of the discussions have focused around the formation of a Parks and Recreation taxing District. There has also been discussion concerning the formation of a McCall Parks and Recreation Foundation.

VII. Financial Assistance:

Partnerships: *Numerous donations of volunteer time from individuals and community groups as well as groups we partner with in providing programs including*:

Parks and Recreation Advisory Committee
City of McCall Tree Committee
McCall Redevelopment Agency
McCall Improvement Committee
McCall-Donnelly School District
McCall Baseball Softball Association
Valley County Community Service
McCall Community Tennis Association
Midas Gold
Fossils Senior Softball Team
Local Businesses
Local Option Tax
McCall Arts and Humanities
Payette Lakes Community Association
McCall-Donnelly Baseball Softball Association
McCall-Donnelly School District
Master Gardeners
McCall Outdoor Science School
McCall Memorial Hospital – Center for Health Promotion
Payette Lakes Ski Club – After School Program
Valley County Weed Control
Valley County Waterways Committee
Idaho Department of Parks and Recreation
University of Idaho Extension

RECREATION FUND REVENUES BY SOURCE

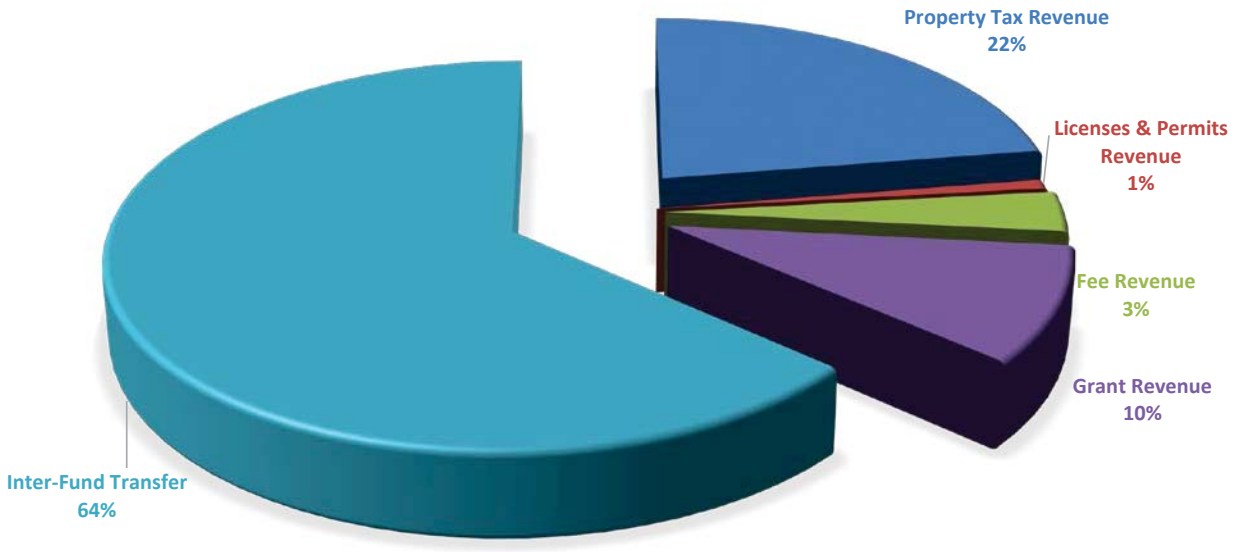

Property Tax Revenue	$	221,194
Licenses & Permits Revenue	$	7,500
Fee Revenue	$	33,400
Grant Revenue	$	96,216
Inter-Fund Transfer	$	626,200
Other Revenue	$	102,926
Total Revenue	$	1,087,436

Account Number	Account Title	FY13 Prior year 2 Actual	FY14 Prior year Actual	FY15 Current year Budget	FY16 Adopted Budget
RECREATION FUND					
RECREATION FUND REVENUE					
PROPERTY TAX REVENUE					
28-30-010-100.0	PROPERTY TAXES	183,275	205,167	240,312	218,844
28-30-010-102.0	3% INCREASE	.00	.00	.00	.00
28-30-010-104.0	PROPERTY TAX GROWTH INCREASE	.00	.00	.00	.00
28-30-010-900.0	PENALTIES AND INTEREST	2,331	1,491	2,500	2,350
Total PROPERTY TAX REVENUE:		185,607	206,658	242,812	221,194
LICENSE & PERMIT REVENUE					
28-30-015-200.0	TREE PERMITS	.00	.00	150	.00
28-30-015-430.0	CONCESSIONAL USE PERMIT	7,407	7,364	7,500	7,500
Budget notes: Cheap Thrills Use Permit Agreement - May 1, 2008 through October 15, 2012 - base rate of $7,100 with an annual CPI adjustment (Western Urban Index for the 12 months prior and including the month of March). Fee is due and payable May 1.					
Total LICENSE & PERMIT REVENUE:		7,407	7,364	7,650	7,500
FEE REVENUE					
28-30-020-100.0	PARKS RENTAL FEES	3,130	2,500	3,500	3,500
28-30-020-140.0	MOUNTAIN BIKING	1,297	1,339	1,300	1,300
28-30-020-150.0	YOUTH SWIMMING	986	602	1,200	600
28-30-020-160.0	YOUTH TENNIS	2,589	3,226	2,500	3,000
28-30-020-190.0	YOUTH BALL SPONSORSHIP	4,190	4,290	4,200	4,500
28-30-020-210.0	YOUTH SKATEBOARDING	887	926	900	1,000
28-30-020-220.0	OTHER PROGRAMS	8,902	9,379	9,000	9,000
28-30-020-230.0	YOUTH BASKETBALL	1,607	1,735	1,500	1,500
28-30-020-240.0	YOUTH BASEBALL/SOFTBALL	3,784	2,442	5,500	3,500
28-30-020-260.0	ADULT SOFTBALL LEAGUE	4,755	4,458	4,755	5,000
28-30-020-280.0	RECREATION CARDS	400	320	500	500
Total FEE REVENUE:		32,526	31,217	34,855	33,400
GRANT REVENUE					
28-30-025-107.0	STATE - RTP GRANT	.00	12,610	.00	.00
28-30-025-108.0	STATE-PARKS-IDPR-WATERWAYS	.00	.00	70,916	70,916
28-30-025-109.0	STATE- ITD - SCENIC BYWAY	.00	56,808	.00	.00
28-30-025-110.0	GRANTS - SKILLS FOR YOUTH	1,200	.00	.00	.00
28-30-025-111.0	FHWA - LARDO BRIDGE MITIGATION	.00	.00	.00	.00
28-30-025-200.0	FOUND.- ARBOR DAY	.00	.00	.00	300
28-30-025-300.0	GRANT - COUNTY WATERWAYS	.00	.00	25,000	25,000
Total GRANT REVENUE:		1,200	69,419	95,916	96,216
DONATION REVENUE					
28-30-040-970.0	PRIVATE CONTRIBUTIONS	222	51,055	.00	1,000
28-30-040-971.0	PRIVATE CONTR-CENT. PARK PAVER	.00	.00	.00	5,000
Total DONATION REVENUE:		222	51,055	.00	6,000
INTEREST REVENUE					
28-30-045-100.0	INTEREST REVENUE	348	219	175	246
Total INTEREST REVENUE:		348	219	175	246
APPROPRIATED FUND BALANCE					
28-30-050-997.0	APPROPRIATED FUND BALANCE	.00	.00	15,814	40,000
Budget notes: ~2016 $40,000 Lardo Bridge Miitigation					

Account Number	Account Title	FY13 Prior year 2 Actual	FY14 Prior year Actual	FY15 Current year Budget	FY16 Adopted Budget
Total APPROPRIATED FUND BALANCE:		.00	.00	15,814	40,000
CARRY FORWARD REVENUE					
28-30-055-998.0	CARRY FORWARD	.00	.00	160,232	.00
Total CARRY FORWARD REVENUE:		.00	.00	160,232	.00
INTER-FUND TRANSFER REVENUE					
28-30-060-910.0	HEALTH CARE RESERVE	809	2,879	.00	.00
28-30-060-970.0	PARKS TRANSFER - FROM GF	503,077	530,376	523,901	610,723
28-30-060-982.0	CIP TRANSFER FROM G.F.	3,000	6,000	.00	15,477
Total INTER-FUND TRANSFER REVENUE:		506,886	539,255	523,901	626,200
OTHER REVENUE					
28-30-070-100.0	LOCAL OPTION TAX	21,814	47,047	13,500	86,530
28-30-070-110.0	RENTS & ROYALTIES	10,345	11,545	12,600	12,000
Budget notes:					
Includes lease with Mile High Marina (which coincides with the submerged land lease, and ends 12-31-2017), Land Lease for Dock with Garnet Beach Homeowners.					
28-30-070-410.0	IDAHO FUEL TAX REFUND	123	136	.00	150
28-30-070-900.0	MISCELLANEOUS REVENUE	2,017	5,642	3,000	.00
28-30-070-980.0	SALES OF SURPLUS PROPERTY	.00	932	.00	3,000
28-30-070-990.0	CASH OVER\(SHORT)	5-	3-	.00	.00
Total OTHER REVENUE:		34,294	65,299	29,100	101,680
Total RECREATION FUND REVENUE:		768,488	970,486	1,110,455	1,132,436

Expenditure by Object - Programs

	FY 2012 Actual	FY 2013 Actual	FY 2014 Actual	FY 2015 Budget	FY 2016 Proposed	FY 2016 Change
FTE	2	2	2	3	3	-
Expenditure Object						
Personnel	$156,894	$167,148	$257,621	$196,048	$194,590	-1%
Operating	$27,710	$33,044	$44,485	$33,938	$35,655	5%
Inter-Fund Transfer	$15,236	$17,195	$51,096	$23,170	$29,095	20%
Grants	$0	$0	$0	$0	$0	-
Subtotal	$199,840	$217,387	$353,202	$253,156	$259,340	2%

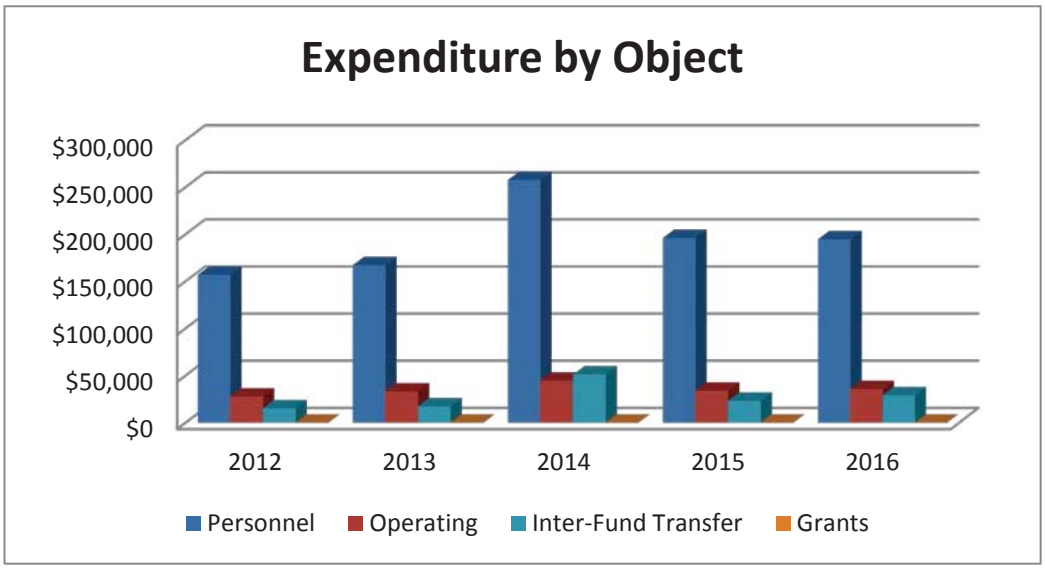

Account Number	Account Title	FY13 Prior year 2 Actual	FY14 Prior year Actual	FY15 Current year Budget	FY16 Adopted Budget
RECREATION - PROGRAMS					
PERSONNEL EXPENSE					
28-58-100-110.0	SALARIES AND WAGES	123,910	128,049	141,789	146,377
28-58-100-140.0	OVERTIME PAY	630	456	589	632
28-58-100-147.0	FICA	7,426	7,679	8,827	9,115
28-58-100-148.0	MEDICARE	1,737	1,796	2,064	2,132
28-58-100-149.0	RETIREMENT - PERSI	12,353	13,295	15,276	15,800
28-58-100-150.0	WORKER'S COMPENSATION	2,619	2,260	4,410	4,627
28-58-100-151.0	HEALTH INSURANCE	17,122	18,079	21,411	14,514
28-58-100-152.0	DENTAL INSURANCE	763	844	880	531
28-58-100-154.0	UNEMPLOYMENT	.00	.00	.00	.00
28-58-100-156.0	CLOTHING/UNIFORMS	200	200	200	200
28-58-100-157.0	LIFE INSURANCE	176	182	189	212
28-58-100-158.0	EMPLOYEE GOLF PASS	150	150	300	300
Budget notes:					
	Employee benefit - season golf passes @ $150 each. Budget based upon prior year actuals.				
28-58-100-160.0	EMPLOYEE RECOGNITION	63	.00	113	150
Total PERSONNEL EXPENSE:		167,148	172,990	196,048	194,590
OPERATING EXPENSE					
28-58-150-210.0	DEPARTMENT SUPPLIES	13,240	9,110	13,300	13,500
28-58-150-250.0	MOTOR FUELS AND LUBRICANTS	790	774	800	800
28-58-150-300.0	PROFESSIONAL SERVICES	13,206	12,728	13,635	14,000
Budget notes:					
	Includes fees paid for game umpires, and instructors to teach various recreation programs.				
28-58-150-400.0	ADVERTISING/LEGAL PUBLICATIONS	34	23	303	300
28-58-150-420.0	TRAVEL AND MEETINGS	469	7	500	500
28-58-150-430.0	DUES AND SUBSCRIPTIONS	50	.00	150	150
28-58-150-435.0	BOOKS/PUBLICATIONS/SUBSCRIPTS	75	60	50	50
28-58-150-440.0	PROFESSIONAL DEVELOPMENT	127	.00	500	1,000
28-58-150-460.0	TELEPHONE	1,369	1,166	2,000	2,155
Budget notes:					
	~2016 Includes two phones with data plans and one tablet.				
28-58-150-461.0	DSL	.00	.00	.00	.00
28-58-150-490.0	HEAT, LIGHTS, AND UTILITIES	2,360	2,286	1,500	2,000
28-58-150-493.0	FAIRWAY PARK	.00	4,576	.00	.00
28-58-150-501.0	MAINT - COPIER - PER PAGE COST	.00	.00	.00	.00
28-58-150-570.0	REPAIRS - BUILDING AND GROUNDS	84	23	200	200
28-58-150-580.0	REPAIRS - AUTOMOTIVE EQUIPMENT	1,240	588	1,000	1,000
Total OPERATING EXPENSE:		33,044	31,341	33,938	35,655
INTER-FUND TRANSFER EXPENSE					
28-58-600-910.0	ADMINISTRATIVE TRANSFER - GF	6,861	8,184	11,416	12,189
28-58-600-972.0	FUND TRANSFER - NETWORK ADMIN	10,334	9,324	11,754	9,706
28-58-600-973.0	REC PROGRAMS/AIRPOT LEASE TRF	.00	.00	.00	7,200
Total INTER-FUND TRANSFER EXPENSE:		17,195	17,508	23,170	29,095
Total RECREATION - PROGRAMS:		217,387	221,839	253,156	259,340

Expenditure by Object - Parks

	FY 2012 Actual	FY 2013 Actual	FY 2014 Actual	FY 2015 Budget	FY 2016 Proposed	FY 2016 Change
FTE	7	7	7	7	8	-
Expenditure Object						
Personnel	$0	$263,672	$287,501	$310,572	$360,841	14%
Operating	$122,242	$125,000	$138,413	$168,032	$167,807	0%
Capital	$20,821	$46,972	$35,077	$177,928	$130,000	-37%
Inter-Fund Transfer	$67,240	$60,496	$58,440	$64,851	$78,532	17%
Grants	$34,457	$2,000	$99,882	$135,916	$0	-
Subtotal	$244,759	$498,141	$619,314	$857,299	$737,180	-16%

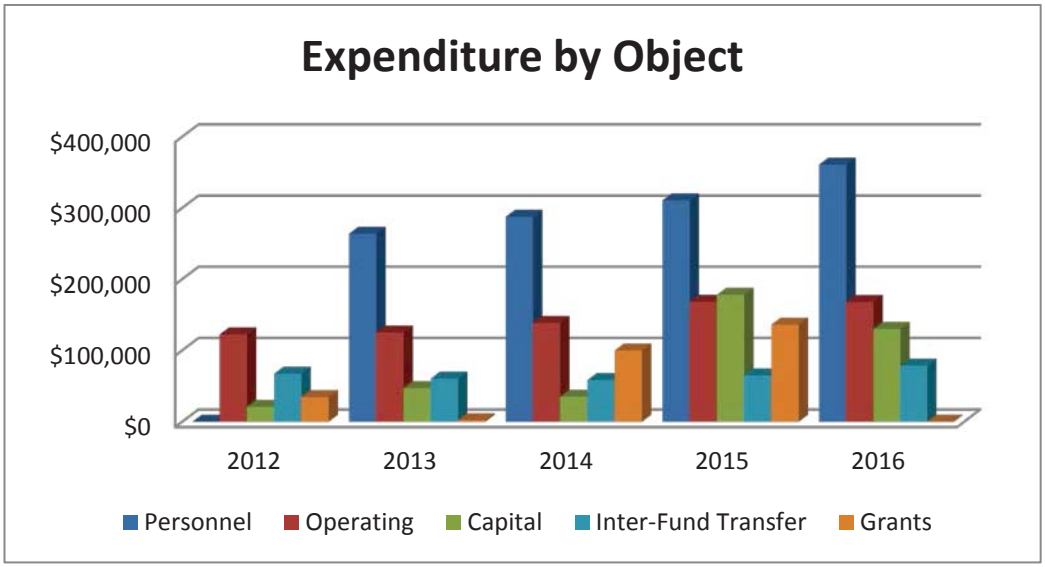

Comments: In 2011 Parks was moved from the General Fund to the Recreation Fund

Account Number	Account Title	FY13 Prior year 2 Actual	FY14 Prior year Actual	FY15 Current year Budget	FY16 Adopted Budget
RECREATION - PARKS					
PERSONNEL EXPENSE					
28-59-100-110.0	SALARIES AND WAGES	196,163	212,944	224,111	247,129
28-59-100-140.0	OVERTIME PAY	1,506	3,587	2,205	2,276
28-59-100-147.0	FICA	12,222	13,017	14,032	15,463
28-59-100-148.0	MEDICARE	2,858	3,044	3,282	3,616
28-59-100-149.0	RETIREMENT - PERSI	14,005	15,832	16,435	19,049
28-59-100-150.0	WORKER'S COMPENSATION	6,769	6,221	10,690	11,762
28-59-100-151.0	HEALTH INSURANCE	17,192	22,288	27,855	48,799
28-59-100-152.0	DENTAL INSURANCE	1,089	1,194	1,266	1,733
28-59-100-153.0	PHYSICAL EXAMS	.00	.00	.00	.00
28-59-100-154.0	UNEMPLOYMENT	9,611	7,303	9,000	9,000
28-59-100-156.0	CLOTHING/UNIFORMS	1,317	1,018	1,100	1,100
28-59-100-157.0	LIFE INSURANCE	266	263	283	401
28-59-100-158.0	EMPLOYEE GOLF PASS	150	300	150	300
28-59-100-160.0	EMPLOYEE RECOGNITION	523	491	163	213
Total PERSONNEL EXPENSE:		263,672	287,501	310,572	360,841
OPERATING EXPENSE					
28-59-150-210.0	DEPARTMENT SUPPLIES	5,630	4,803	6,565	6,000
28-59-150-211.0	BATHROOM SUPPLIES	5,860	5,695	5,800	5,800
28-59-150-212.0	HOLIDAY LIGHTS	741	2,534	2,525	3,000
Budget notes:					
Downtown holiday lights - maintenance and replacement					
28-59-150-216.0	SUPPLIES - SEED, SOD	593	1,395	1,000	1,400
28-59-150-218.0	SUPPLIES - FERTILIZER	2,329	1,802	2,300	2,300
28-59-150-220.0	SAND & SOIL	3,481	2,844	4,000	4,000
28-59-150-221.0	TREES	330	854	1,000	1,500
28-59-150-222.0	CHEMICALS	423	2,629	2,000	2,000
28-59-150-223.0	FLOWERS	5,917	6,859	7,000	8,000
28-59-150-226.0	IRRIGATION-CTRL ID HIST MUSEUM	1,959	1,887	2,000	2,000
28-59-150-227.0	IRRIGATION MAINTENANCE	2,391	4,119	3,000	4,000
28-59-150-228.0	DRAINAGE MAINTENANCE	.00	.00	1,500	1,500
28-59-150-240.0	MINOR EQUIPMENT	17,710	14,568	8,024	8,000
28-59-150-250.0	MOTOR FUELS AND LUBRICANTS	8,690	8,438	11,900	9,000
28-59-150-300.0	PROFESSIONAL SERVICES	1,110	1,275	1,000	2,000
28-59-150-400.0	ADVERTISING/LEGAL PUBLICATIONS	119	303	200	200
28-59-150-420.0	TRAVEL AND MEETINGS	654	242	60	1,000
28-59-150-435.0	BOOKS/PUBLICATIONS/SUBSCRIPTS	95	50	1,076	1,000
28-59-150-440.0	PROFESSIONAL DEVELOPMENT	1,975	1,641	2,000	2,000
28-59-150-460.0	TELEPHONE	1,569	1,797	1,300	1,725
28-59-150-490.0	HEAT, LIGHTS, AND UTILITIES	28,829	41,386	44,000	40,000
28-59-150-491.0	TRASH, PORTA POTTIE RENTAL	8,737	5,348	8,800	6,000
28-59-150-510.0	RENTAL - MINOR EQUIPMENT	1,652	1,812	1,600	2,000
28-59-150-540.0	PATHWAY MAINTENANCE	.00	105	5,000	5,000
28-59-150-570.0	REPAIRS - BUILDING AND GROUNDS	18,876	19,038	36,882	36,882
28-59-150-571.0	REPAIRS - CENTENNIAL PARK	.00	.00	.00	5,000
28-59-150-580.0	REPAIRS - AUTOMOTIVE EQUIPMENT	1,469	1,741	3,000	2,000
28-59-150-590.0	REPAIRS - OTHER EQUIPMENT	3,862	5,248	4,500	4,500
Total OPERATING EXPENSE:		125,000	138,413	168,032	167,807
CAPITAL EXPENSE					
28-59-200-701.0	LEGACY PARK REPAIR	.00	.00	27,047	.00
28-59-200-702.0	CAPITAL PURCHASES	46,972	22,194	12,600	.00
28-59-200-703.0	PATHWAYS	.00	.00	.00	.00
28-59-200-704.0	FAIRWAY PARK PUBLIC REST.	.00	12,883	134,640	.00
28-59-200-705.0	RIVERFRONT PARK	.00	.00	.00	.00
28-59-200-706.0	PARKS STORMWATER IMPROVEMENTS	.00	.00	.00	10,000

Account Number	Account Title	FY13 Prior year 2 Actual	FY14 Prior year Actual	FY15 Current year Budget	FY16 Adopted Budget
28-59-200-707.0	PARKS ADA IMPROVEMENTS	.00	.00	.00	50,000
28-59-200-708.0	RIVER ACCESS	.00	.00	.00	.00
28-59-200-709.0	ROTARY PARK IMPROVEMENTS	.00	.00	.00	70,000
28-59-200-998.0	RESRVD - FUTURE CAPITAL	.00	.00	3,641	.00
Total CAPITAL EXPENSE:		46,972	35,077	177,928	130,000
INTER-FUND TRANSFER EXPENSE					
28-59-600-905.0	ENGINEER TRANSFER	6,566	6,564	7,047	7,047
28-59-600-910.0	PARKS/GOLF TRANSFER	1,590	2,988	1,500	10,120
28-59-600-911.0	ADMINISTRATIVE TRANSFER - GF	41,637	42,696	52,845	57,517
28-59-600-915.0	GIS TRANSFER	7,502	1,092	.00	.00
28-59-600-972.0	FUND TRANSFER - NETWORK ADMIN	3,201	5,100	3,459	3,848
Total INTER-FUND TRANSFER EXPENSE:		60,496	58,440	64,851	78,532
Total RECREATION - PARKS:		496,141	519,432	721,383	737,180

Account Number	Account Title	FY13 Prior year 2 Actual	FY14 Prior year Actual	FY15 Current year Budget	FY16 Adopted Budget
GRANT EXPENSES					
GRANTS					
28-60-250-607.0	STATE - PARKS - RTP	.00	12,610	.00	.00
28-60-250-609.0	STATE- ITD - SCENIC BYWAYS	.00	54,808	.00	.00
28-60-250-610.0	STATE-ITD-SCENIC BYWAYS-MATCH	2,000	32,464	.00	.00
28-60-250-611.0	FHWA - LARDO BRIDGE MITIGATION	.00	.00	40,000	40,000
Budget notes:					
~2016 Appr. Fund Balance103 $40,000 for Lardo Bridge Mitigaton ($20,000 for CIHM, and $20,000 for Interpretive Signs)					
28-60-250-615.0	STATE-PARKS-IDPR-WATERWAYS	.00	.00	70,916	70,916
28-60-250-616.0	VALLEY COUNTY WATERWAYS	.00	.00	25,000	25,000
28-60-250-617.0	STATE-IDPR-WATERWAYS-MATCH	.00	.00	.00	.00
28-60-250-670.0	GRANT - SKILLS FOR YOUTH	.00	.00	.00	.00
28-60-250-671.0	GRANTS- CITY MATCH	.00	.00	.00	.00
Total GRANTS:		2,000	99,882	135,916	135,916
Total GRANT EXPENSES:		2,000	99,882	135,916	135,916

Account Number	Account Title	FY13 Prior year 2 Actual	FY14 Prior year Actual	FY15 Current year Budget	FY16 Adopted Budget
CONTINGENCY - REC. FUND					
CONTINGENT REVENUE					
28-99-075-100.0	CONTINGENT REVENUES	.00	.00	77,477	100,000
	Total CONTINGENT REVENUE:	.00	.00	77,477	100,000
CONTINGENT EXPENSE					
28-99-750-100.0	CONTINGENT EXPENSE	.00	.00	77,477	100,000
	Total CONTINGENT EXPENSE:	.00	.00	77,477	100,000
	Total CONTINGENCY - REC. FUND:	.00	.00	154,954	200,000
	RECREATION FUND Revenue Total:	768,488	970,486	1,187,932	1,232,436
	RECREATION FUND Expenditure Total:	715,528	841,153	1,187,932	1,232,436
	Net Total RECREATION FUND:	52,960	129,332	.00	.00

Airport Fund

I. Airport:

The Airport Department maintains, operates, plans, manages properties, monitors revenues, and seeks ways to add necessary aviation infrastructure. Winter operations primarily seek to keep pavement surfaces clean and dry. The Snow Removal Equipment Storage building keeps equipment dry, warm and helps to extend equipment life. The snow broom greatly enhances winter safety and keeps the runway bare all winter long. The aging Idaho Norland snow plow greatly enhances our snow removal abilities and the antique Oshkosh snow blower has served us well but will need to be replaced within the next 5 years. Summer operations focus on maintaining pavements, lighting, safety areas, tie-down areas, mowing grass and controlling weeds.

Infrastructure development continues to seek connection of all hangars with a sewer account to the mainline sewer system. With sewer now available to most of the airport, we can allow construction of additional hangars, which will in turn create more revenue via leases and aircraft operations. Land acquisition will permit us to protect the airport from incompatible development and relocation of the airport's parallel taxiway. Self-sufficiency is dependent upon ability to lease more land for hangar development and economic recovery in general. Additional land for hangar development could potentially exist through utilization of property within the "triangle" adjacent to existing hangars.

Progress toward self-sufficiency will be marked by a recovery of the recreational/second home market, the recovery of Tamarack, and pricing of aviation fuels at a reasonable transition price. The Whitetail development could potentially play a larger role than Tamarack recovery in the health of airport business.

II. Mission Statement:

The mission of the Airport is to safely maintain, operate, and plan an Airport that is appropriate to the City's growth and community's needs, and FAA standards appropriate to the aircraft using and projected to use McCall Municipal Airport.

III. Personnel:

1. Airport Manager
2. Airport Operations Superintendent
3. Seasonal Snow Removal Equipment Operator

IV. Specific Projects/Operations included in the FY14 Budget:

The process of land acquisition for the relocation of Taxiway 'A' has begun. Acquisition of approximately 15.302 acres is required for successful completion of this effort which will be funded via an Airport Improvement Program (AIP) grant in the current fiscal year. An additional grant will be requested for the engineering designs to relocate Taxiway 'A' in FY16 with a subsequent grant to construct the rehabilitated taxiway in FY17 or FY18 contingent upon the quantity

of land procured through land acquisition efforts. Both of these grants will require matching funds from the City. Furthermore, the FAA has urged the City of McCall to consider purchase of additional land surrounding the airport to protect the City's long term development interests. If land beyond what is needed to relocate the parallel taxiway is purchased, the acquisition process will be split into two separate phases within FY16 and FY17 therefore pushing relocation of the parallel taxiway back to FY18. It is anticipated that whatever land that will be purchased will be funded via AIP grant and matching funds.

V. Future Budget Needs/Requests – Operations and Capital Improvements:

1. The AIP as authorized by Congress currently provides grant funding at 90% of the total project cost. Given that the state match remains at 2.5%, the effective city grant match is 7.5%. This may create issues within the Airport fund to match new grants. The taxiway relocation project in FY17/18 is presently estimated at $3,500,000 requiring a grant match of $350,000. If the state matches at 2.5% we will need to match $262,500.
2. If we are able to reach agreement on purchasing more than the estimated 15.302 acres required to move the taxiway, the costs will be higher. Matching a larger land purchase may be difficult if the purchase price is high.
3. Taxiway relocation will likely take place in FY17 or FY18 contingent upon successful acquisition of necessary land and receipt of funding from the FAA AIP program.
4. Due to budget issues and mandatory cutbacks at the federal level, funding may drag out into future years. If this takes too long, our EA may need to be updated.
5. Airport fund balance will continue to be an issue due to the increased grant match requirements under the AIP program, and because of the potentially large dollar size of land acquisition and taxiway relocation.

VI. Budget Notes:

- To have an impact on increasing revenues in future years we would need two things to happen-
    - The economy and general aviation economy needs to recover
    - More land needs to be leased for hangar development
- The County Airport Levy remains in grant revenue because the original stated intent of these funds was for capital improvements.
- CPI adjustments for land leases and USFS agreements partially counter the effects of inflation.
- Fuel is budgeted at FY15 levels assuming that diesel will not increase much beyond the price it is today and assuming McCall has an average winter.
- Repairs-Buildings and Grounds will remain the same in FY16.
- Congruent with FAA interest, it is assumed that if City Council concurs with the intent to purchase additional land then they will assist with development of

a plan to match the grant, and that a budget amendment would then be acceptable in FY16.

- The airport will continue to seek replacement of its aging snow removal fleet. Options for replacement include acquisition through an FAA AIP grant, surplus equipment acquisition, and acquisition through the federal excess equipment inventory.
- We will seek to purchase a replacement pickup in FY19. If the existing pickup can survive, it will be replaced in the first year after the Taxiway Project is completed (estimated for completion in FY17/18).

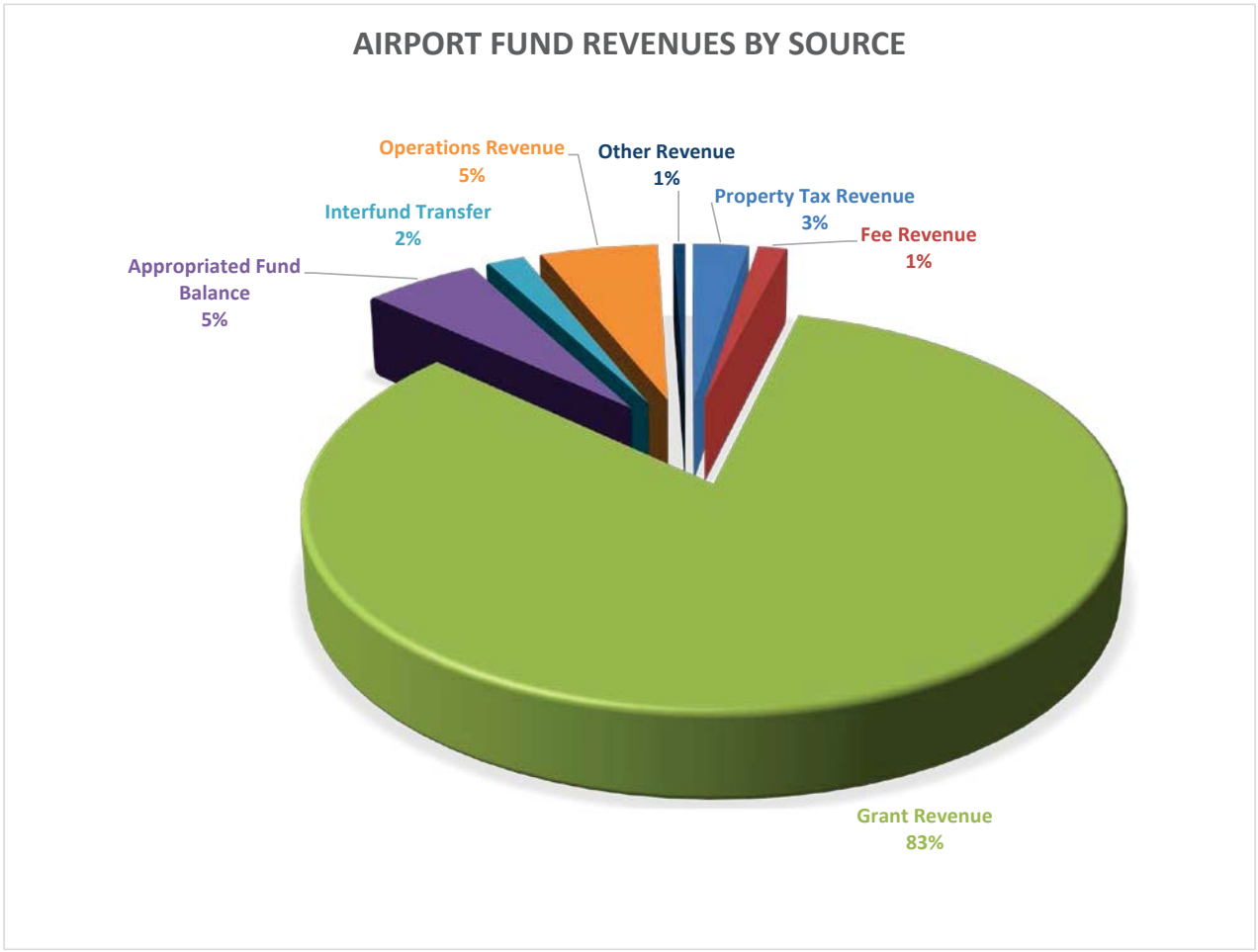

Property Tax Revenue	$	94,834
Fee Revenue	$	49,000
Grant Revenue	$	3,043,970
Appropriated Fund Balance	$	195,357
Interfund Transfer	$	63,868
Operations Revenue	$	202,972
Other Revenue	$	20,500
Total Revenue	$	3,670,501

Account Number	Account Title	FY13 Prior year 2 Actual	FY14 Prior year Actual	FY15 Current year Budget	FY16 Adopted Budget
AIRPORT FUND					
AIRPORT FUND REVENUE					
PROPERTY TAX REVENUE					
29-30-010-100.0	PROPERTY TAXES	72,797	73,536	79,396	78,434
29-30-010-102.0	3% INCREASE	.00	.00	.00	.00
29-30-010-104.0	PROPERTY TAX GROWTH INCREASE	.00	.00	.00	.00
29-30-010-400.0	COUNTY AIRPORT LEVY	15,186	15,186	15,186	15,600
Budget notes:					
	Funds will be received 1/2 in June and the second half later in the year.				
29-30-010-900.0	PENALTIES AND INTEREST	926	535	1,000	800
Total PROPERTY TAX REVENUE:		88,909	89,256	95,582	94,834
FEE REVENUE					
29-30-020-400.0	LANDING FEES	9,253	10,152	9,500	9,500
29-30-020-500.0	TIE DOWN FEES	6,479	3,951	6,500	4,500
29-30-020-505.0	OVERNIGHT PARKING	4,235	5,690	4,200	4,800
29-30-020-510.0	CAR RENTAL FEES	4,484	5,093	4,500	4,700
29-30-020-600.0	FUEL FLOW FEES	24,918	26,953	25,000	25,500
Total FEE REVENUE:		49,369	51,840	49,700	49,000
GRANT REVENUE					
29-30-025-110.0	FEDERAL - AIP PROJECT	23,948	106,473	1,582,920	3,000,000
29-30-025-200.0	STATE - AIP PROJECT	.00	5,425	43,970	43,970
Total GRANT REVENUE:		23,948	111,898	1,626,890	3,043,970
INTEREST REVENUE					
29-30-045-100.0	INTEREST REVENUE	186	167	150	200
Total INTEREST REVENUE:		186	167	150	200
APPROPRIATED FUND BALANCE					
29-30-050-997.0	APPROPRIATED FUND BALANCE	.00	.00	96,980	195,357
Budget notes:					
	~2016 Grant Match AiP Land Acquisition				
Total APPROPRIATED FUND BALANCE:		.00	.00	96,980	195,357
CARRY FORWARD REVENUE					
29-30-055-998.0	CARRYFORWARD	.00	.00	22,294	44,294
Budget notes:					
	~2016 City Match for AIP Land Acquisition				
Total CARRY FORWARD REVENUE:		.00	.00	22,294	44,294
INTER-FUND TRANSFER REVENUE					
29-30-060-910.0	HEALTH CARE RESERVE	260	1,375	.00	.00
29-30-060-973.0	REC PROGRAMS/AIRPORT LEASE TRF	.00	.00	.00	7,200
29-30-060-982.0	CIP TRANSFER FROM G.F.	15,000	.00	20,000	56,668
Total INTER-FUND TRANSFER REVENUE:		15,260	1,375	20,000	63,868
OPERATIONS REVENUE					
29-30-065-200.0	HANGAR LEASES	130,547	136,279	140,000	152,000
29-30-065-300.0	U.S.F.S. CONTRACT	47,402	50,240	50,222	50,972
Budget notes:					
	Includes Annual Helipad Lease (Base amount is $3,428.28 subject to an annual CPI 'Urban Wage Earners and Clerical Works' cost adjustment) & Basic agreement for negotiated shared of cost to maintain airfield.				

Account Number	Account Title	FY13 Prior year 2 Actual	FY14 Prior year Actual	FY15 Current year Budget	FY16 Adopted Budget
Total OPERATIONS REVENUE:		177,949	186,519	190,222	202,972
OTHER REVENUE					
29-30-070-200.0	MISC. CONTRACTS AND AGREEMENTS	.00	509	.00	4,800
29-30-070-400.0	IDAHO FUEL TAX REFUND	783	632	800	500
29-30-070-900.0	MISCELLANEOUS REVENUE	2,742	5,080	.00	15,000
29-30-070-990.0	CASH OVER\(SHORT)	.00	.00	.00	.00
Total OTHER REVENUE:		3,525	6,221	800	20,300
Total AIRPORT FUND REVENUE:		359,146	447,276	2,102,618	3,714,795

Expenditure by Object - Airport

	FY 2012 Actual	FY 2013 Actual	FY 2014 Actual	FY 2015 Budget	FY 2016 Proposed	FY 2016 Change
FTE	2	2	2	2	2	-

Expenditure Object						
Personnel	$128,325	$99,288	$124,710	$151,464	$168,519	10%
Operating	$125,828	$108,675	$60,188	$103,889	$96,663	-7%
Capital	$3,287	$0	$66,772	$47,220	$64,000	26%
Inter-Fund Transfer	$28,290	$41,450	$40,932	$41,245	$41,643	1%
Grants	$714,721	$28,366	$118,304	$1,758,800	$3,343,970	-
Subtotal	$1,000,450	$277,779	$410,906	$2,102,618	$3,714,795	43%

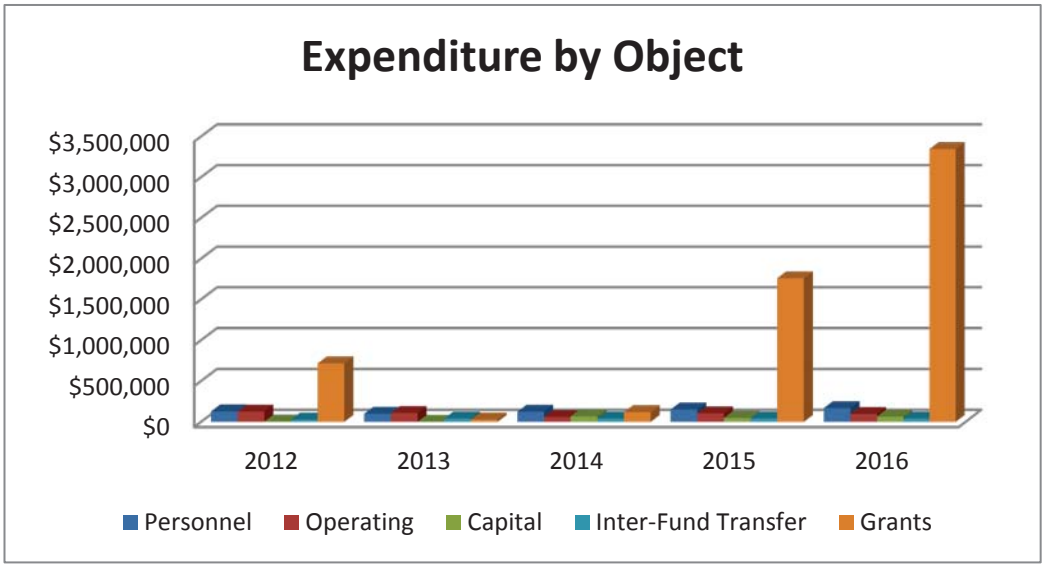

Account Number	Account Title	FY13 Prior year 2 Actual	FY14 Prior year Actual	FY15 Current year Budget	FY16 Adopted Budget
AIRPORT DEPARTMENT					
PERSONNEL EXPENSE					
29-56-100-110.0	SALARIES AND WAGES	73,434	88,290	106,193	115,317
29-56-100-140.0	OVERTIME PAY	.00	468	573	596
29-56-100-147.0	FICA	4,429	5,251	6,619	7,187
29-56-100-148.0	MEDICARE	1,036	1,228	1,548	1,681
29-56-100-149.0	RETIREMENT - PERSI	7,644	9,465	10,745	11,780
29-56-100-150.0	WORKER'S COMPENSATION	1,936	1,569	4,301	5,107
29-56-100-151.0	HEALTH INSURANCE	10,049	17,190	20,091	25,133
29-56-100-152.0	DENTAL INSURANCE	582	659	667	1,024
29-56-100-153.0	PHYSICAL EXAMS	.00	50	.00	130
29-56-100-154.0	UNEMPLOYMENT	.00	.00	.00	.00
29-56-100-155.0	CONTRACT - BENEFITS	.00	.00	.00	.00
29-56-100-156.0	CLOTHING/UNIFORMS	.00	164	275	275
29-56-100-157.0	LIFE INSURANCE	139	180	189	189
29-56-100-158.0	EMPLOYEE GOLF PASS	.00	150	150	.00
Budget notes:					
	Employee benefit - season golf passes @ $150 each. Budget based upon prior year actuals.				
29-56-100-160.0	EMPLOYEE RECOGNITION	40	45	113	100
Total PERSONNEL EXPENSE:		99,288	124,710	151,464	168,519
OPERATING EXPENSE					
29-56-150-210.0	DEPARTMENT SUPPLIES	3,644	5,621	3,800	4,139
29-56-150-240.0	MINOR EQUIPMENT	3,081	1,620	9,100	7,000
29-56-150-250.0	MOTOR FUELS AND LUBRICANTS	15,396	12,151	18,500	18,500
29-56-150-300.0	PROFESSIONAL SERVICES	603	452	7,200	1,000
29-56-150-309.0	CONTRACT MANAGEMENT	.00	.00	.00	3,000
Budget notes:					
	.				
29-56-150-310.0	ATTORNEY SERVICES	.00	.00	600	600
29-56-150-350.0	ENGINEER SERVICES	41,000	16,000	13,000	16,000
Budget notes:					
	Surveying				
29-56-150-400.0	ADVERTISING/LEGAL PUBLICATIONS	639	32	674	674
29-56-150-420.0	TRAVEL AND MEETINGS	1,841	270	2,900	2,000
29-56-150-435.0	BOOKS/PUBLICATIONS/SUBSCRIPTS	.00	.00	600	400
29-56-150-440.0	PROFESSIONAL DEVELOPMENT	2,902	885	1,700	1,700
29-56-150-460.0	TELEPHONE	2,424	2,141	3,440	2,100
29-56-150-461.0	DSL	.00	.00	.00	.00
29-56-150-465.0	COMMUNICATIONS - RADIO	1,273	69	300	300
29-56-150-490.0	HEAT, LIGHTS, AND UTILITIES	11,845	11,684	11,500	12,000
29-56-150-570.0	REPAIRS - BUILDING AND GROUNDS	13,048	5,265	18,050	17,000
29-56-150-580.0	REPAIRS - AUTOMOTIVE EQUIPMENT	1,894	582	4,275	2,000
29-56-150-590.0	REPAIRS - AIRPORT EQUIPMENT	4,949	3,416	7,750	7,750
29-56-150-595.0	BAD DEBT	4,138	.00	.00	.00
29-56-150-598.0	FLY-IN	.00	.00	500	500
Total OPERATING EXPENSE:		108,675	60,188	103,889	96,663
CAPITAL EXPENSE					
29-56-200-702.0	CAPITAL PURCHASES	.00	.00	20,000	37,000
29-56-200-706.0	FUTURE LAND ACQUISITIONS	.00	66,772	.00	.00
29-56-200-998.0	RESRVD - FUTURE CAPITAL	.00	.00	27,220	27,000
Total CAPITAL EXPENSE:		.00	66,772	47,220	64,000
INTER-FUND TRANSFER EXPENSE					
29-56-600-905.0	PUBLIC WORKS TRANSFER	8,623	11,256	.00	.00
29-56-600-910.0	ADMINISTRATIVE TRANSFER - GF	21,787	25,008	26,908	27,030

Account Number	Account Title	FY13 Prior year 2 Actual	FY14 Prior year Actual	FY15 Current year Budget	FY16 Adopted Budget
29-56-600-915.0	GIS TRANSFER	5,183	420	11,109	11,109
29-56-600-920.0	ENGINEER TRANSFER	1,048	1,044	116	116
29-56-600-971.0	FUND TRANSFER-CAPITAL PROJECTS	.00	.00	.00	.00
29-56-600-972.0	FUND TRANSFER - NETWORK ADMIN	4,809	3,204	3,112	3,388
Total INTER-FUND TRANSFER EXPENSE:		41,450	40,932	41,245	41,643
Total AIRPORT DEPARTMENT:		249,413	292,602	343,818	370,825

Account Number	Account Title	FY13 Prior year 2 Actual	FY14 Prior year Actual	FY15 Current year Budget	FY16 Adopted Budget
GRANT EXPENSES					
GRANTS					
29-60-250-720.0	STATE - AIP PROJECT	.00	5,205	43,970	43,970
29-60-250-730.0	FEDERAL - AIP PROJECT	23,949	106,473	1,582,920	3,000,000
29-60-250-731.0	FEDERAL - CITY MATCH (AIP)	4,417	6,625	131,910	300,000
Budget notes:					
~2016 Includes: CF $22.294, $56,668 GF Excess Fund Balance, and $195,357 Airport Excess Fund Balance					
Total GRANTS:		28,366	118,304	1,758,800	3,343,970
Total GRANT EXPENSES:		28,366	118,304	1,758,800	3,343,970

Account Number	Account Title	FY13 Prior year 2 Actual	FY14 Prior year Actual	FY15 Current year Budget	FY16 Adopted Budget
CONTINGENCY - AIRPORT FUND					
CONTINGENT REVENUE					
29-99-075-100.0	CONTINGENT REVENUES	.00	.00	137,780	112,586
	Total CONTINGENT REVENUE:	.00	.00	137,780	112,586
CONTINGENT EXPENSE					
29-99-750-100.0	CONTINGENT EXPENSE	.00	.00	137,780	112,586
	Total CONTINGENT EXPENSE:	.00	.00	137,780	112,586
	Total CONTINGENCY - AIRPORT FUND:	.00	.00	275,560	225,172
	AIRPORT FUND Revenue Total:	359,146	447,276	2,240,398	3,827,381
	AIRPORT FUND Expenditure Total:	277,779	410,906	2,240,398	3,827,381
	Net Total AIRPORT FUND:	81,367	36,371	.00	.00

Account Number	Account Title	FY13 Prior year 2 Actual	FY14 Prior year Actual	FY15 Current year Budget	FY16 Adopted Budget
CAPITAL PROJECTS FUND					
CAPITAL PROJECTS FUND REVENUE					
GRANT REVENUE					
30-30-025-201.0	FEDERAL - REEZ	.00	.00	.00	.00
30-30-025-201.1	REEZ - SOLAR PROJ. PARTNERS	.00	.00	.00	.00
30-30-025-209.0	FEDERAL-PW-ICDBG	464,306	.00	.00	.00
30-30-025-210.0	FEDERAL - PW - FTA	16,236	.00	.00	.00
30-30-025-211.0	STATE - ITD - 3RD. STR. CORR.	60,000	.00	.00	.00
30-30-025-212.0	FEDERAL - COMMUNITY CHOICES	.00	.00	198,000	198,000
Total GRANT REVENUE:		540,542	.00	198,000	198,000
INTEREST REVENUE					
30-30-045-100.0	INTEREST REVENUE	333	127	.00	.00
Total INTEREST REVENUE:		333	127	.00	.00
APPROPRIATED FUND BALANCE					
30-30-050-997.0	APPROPRIATED FUND BALANCE	.00	.00	.00	.00
Total APPROPRIATED FUND BALANCE:		.00	.00	.00	.00
CARRY FORWARD REVENUE					
30-30-055-998.0	CARRYFORWARD	.00	.00	.00	200,000
Total CARRY FORWARD REVENUE:		.00	.00	.00	200,000
INTER-FUND TRANSFER REVENUE					
30-30-060-910.0	PW/STREETS FUND TRANSFER	85,000	.00	.00	.00
30-30-060-920.0	AIRPORT FUND TRANSFER	.00	.00	.00	.00
30-30-060-925.0	MURA TRANSFER	.00	.00	220,000	20,000
30-30-060-930.0	FRANCHISE FEE TRANSFER	88,500	.00	.00	.00
Total INTER-FUND TRANSFER REVENUE:		173,500	.00	220,000	20,000
OTHER REVENUE					
30-30-070-100.0	LOCAL OPTION TAX	50,000	.00	.00	.00
30-30-070-900.0	MISCELLANEOUS REVENUE	.00	5,043	.00	.00
Total OTHER REVENUE:		50,000	5,043	.00	.00
Total CAPITAL PROJECTS FUND REVENUE:		764,375	5,171	418,000	418,000

Account Number	Account Title	FY13 Prior year 2 Actual	FY14 Prior year Actual	FY15 Current year Budget	FY16 Adopted Budget
COMM. DEV. PROJECTS EXPENSE					
COMM. DEV. OTHER EXPENSE					
30-48-650-801.0	FEDERAL - REEZ - PARTNER MATCH	.00	.00	.00	.00
	Total COMM. DEV. OTHER EXPENSE:	.00	.00	.00	.00
	Total COMM. DEV. PROJECTS EXPENSE:	.00	.00	.00	.00

Account Number	Account Title	FY13 Prior year 2 Actual	FY14 Prior year Actual	FY15 Current year Budget	FY16 Adopted Budget
GRANT EXPENSES					
GRANTS					
30-60-250-717.0	FEDERAL - REEZ	.00	.00	.00	.00
30-60-250-718.0	FED-REEZ-AIRPORT & PART. MATCH	.00	.00	.00	.00
30-60-250-723.0	FEDERAL - PW - ICDBG	464,307	.00	.00	.00
30-60-250-724.0	FEDERAL-PW-ICDBG-MATCH	254,560	30,820	.00	.00
30-60-250-725.0	FEDERAL - FED. TRANSIT ADMIN.	16,236	.00	.00	.00
30-60-250-726.0	STATE - ITD - 3RD STR. CORR.	60,000	.00	.00	.00
30-60-250-727.0	COMMUNITY CHOICES GRANT	.00	.00	198,000	198,000
30-60-250-728.0	COMMUNITY CHOICES - CITY MATCH	.00	8,000	220,000	220,000
Total GRANTS:		795,103	38,820	418,000	418,000
Total GRANT EXPENSES:		795,103	38,820	418,000	418,000

Account Number	Account Title	FY13 Prior year 2 Actual	FY14 Prior year Actual	FY15 Current year Budget	FY16 Adopted Budget
CONTINGENCY - CAP. PROJ. FUND					
CONTINGENT REVENUE					
30-99-075-100.0	CONTINGENT REVENUE	.00	.00	100,000	100,000
	Total CONTINGENT REVENUE:	.00	.00	100,000	100,000
CONTINGENT EXPENSE					
30-99-750-100.0	CONTINGENT EXPENSE	.00	.00	100,000	100,000
	Total CONTINGENT EXPENSE:	.00	.00	100,000	100,000
	Total CONTINGENCY - CAP. PROJ. FUND:	.00	.00	200,000	200,000
	CAPITAL PROJECTS FUND Revenue Total:	764,375	5,171	518,000	518,000
	CAPITAL PROJECTS FUND Expenditure Total:	795,103	38,820	518,000	518,000
	Net Total CAPITAL PROJECTS FUND:	30,728-	33,649-	.00	.00

Golf Course

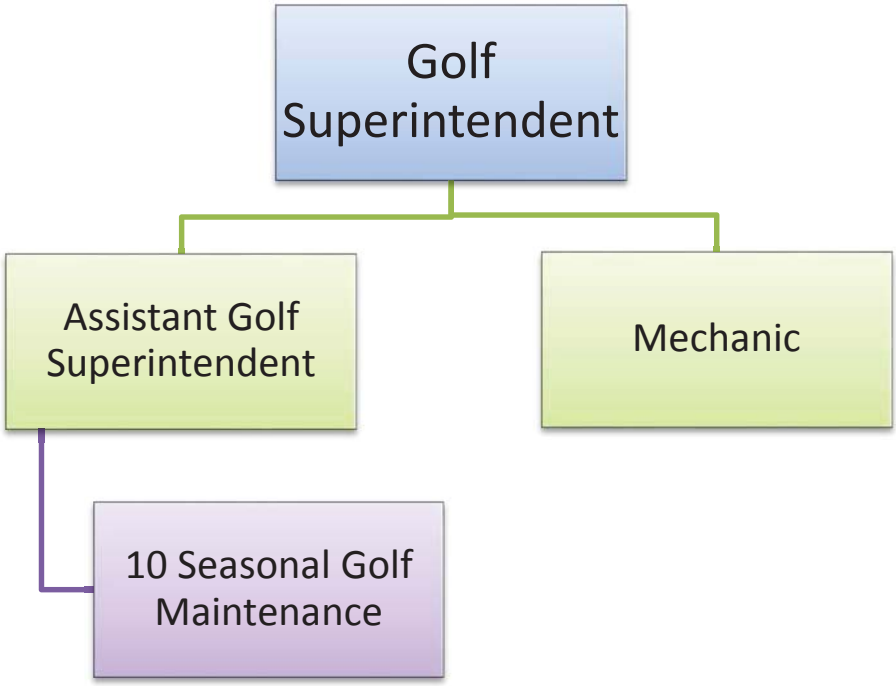
Golf Superintendent
Assistant Golf Superintendent
Mechanic
10 Seasonal Golf Maintenance

I. Golf Course:

The Golf fund consists of all operations associated with the McCall Golf Course. These operations are: contract management (Golf Professional, Food and Beverage), clubhouse building maintenance, golf course maintenance, utilities management, equipment maintenance, project management, purchasing, budgeting, marketing and continuing education.

II. Mission Statement

Our goal is to create an environment that the employees of McCall Golf Course enjoy working in, which will translate to quality playing conditions and make our course a must play for the local and visiting players and to break even. As a Municipal Golf Course it is our intent to make golf as affordable as possible while still maintaining course quality.

III. Personnel

This past season we didn't budget enough personnel to accomplish our objective of course conditioning. Each year we need to present an excellent product for increased revenue and to compete with the other new courses in the area. Our objective in personnel is to become more productive and efficient by eliminating wasted time. Many individuals are cross trained to do all the jobs in our department. In this year's budget, to cut cost, we will be reducing hours. Our goal is to have 11 seasonal staff with 8 working from May to mid October. There will be an additional 3 seasonal staff for the months of June, July and August. Because of the difficulty finding good seasonal staff we are budgeting for a higher starting wage for the 2016 season. We have been told that seasonal workers are finding it difficult to find housing in the area.

1. Golf Course Manager
2. Golf Professional
3. Full time Staff
4. 11 Seasonal Staff

IV. Specific projects/operations included in the FY13 Budget

A. Equipment Acquisitions and Dispositions

Work is being done on a program to replace the existing equipment fleet, which is mostly fully depreciated. With the help of the Local Option Tax we were able to purchase much needed equipment filling in some of our immediate needs. Four of our service vehicles have engines that are obsolete and parts are no longer available. A replacement schedule of these vehicles is crucial because if there is engine failure we will not be able to buy parts to fix them. We were approved by LOT for most of the money to purchase a Recycle Wash Station. This would help protect the environment from residue when washing mowing equipment.

B. Building Repair and EPA Compliance

The Club House and Shop are both getting older and repairs are becoming more costly each year. The club house was updated with newer light fixtures in FY14 but we still need to update the heating and cooling. The windows and doors also need to be updated. The wooden stairs off of the club house deck are rotting and need replaced. We would like to replace them with steps like we used for the Proshop or with a ramp to make the deck Handicap Accessible from the outside of the building. We were able to replace our fuel tanks to meet EPA requirements but our wash area needs to be replaced with a Recycled Wash System. This item needs to be done before we can reach Audubon Certification.

V. Operations

Our staffing levels have reduced to below a reasonable level for a 27 hole golf operation. This funding was lower last year. This year we are doing without a full time irrigation supervisor. We had intended to replace the full time position with a seasonal. This didn't happen so we are working with another position short. We will be adding back an additional seasonal worker. Without this we will have the staffing needs for an eighteen hole operation and struggled to keep the rest of the property in reasonable condition. Having a full time dedicated mechanic has us in the position where we can keep our older equipment in top working order. This is necessary for keeping an aging fleet going. He has established a complete set of records on each piece of equipment. He also helps the Parks Department on the maintenance of their equipment. At this time all equipment records are done by hand. The past winter conditions have been difficult so we have had to expend a lot of staff hours repairing winter damage instead of prepping for operations in the spring.

VI. Future Budget Needs/Requests – Operations and Capital Improvements

We are asking council to continue to fund $85,000 plus and additional $15,000 out of the General Fund to help support short falls in the budget and help us maintain the course to the condition the public has become accustomed to. The Golf Course has brought in enough money to pay operating expenses but has struggled to cover capital expenses such as updating equipment and a new maintenance building. The club house is getting older and is in need of a number of upgrades and repairs from replacement of outside stairs, new doors, windows and heat pumps. Most of the appliances in the kitchen have been there since the building was built. We did replace the range in the FY13 budget. We plan to paint the building this year. Funds are in this budget to install a free flowing sewer line from the club house and do away with the current lift station which is due for replacement.

Plans for a new maintenance facility have been drawn up. Our current building is in extremely poor condition and causes the department to be less productive due to its size, lack of common amenities for a golf operation and safety issues. There is only one office in the facility and the mechanic works off of a desk in the corner where he can't use a computer. We are looking at a possible bond, sale of excess property, and setting aside money to fund the new building and

save existing space. Existing plans place the new building on the same lot as the existing building with the idea of keeping the old building for storage of equipment that needs to be kept heated in the winter. The new irrigation system was paid off in FY11. With the addition of money from the general fund, we had hoped to be able to put aside funds for equipment replacement, do much needed repairs to the club house and pay for a new maintenance building. Increased cost of repairs and staff has used this up.

The new equipment storage building was built last fall and put to use this past winter. We will finish the siding on the building and plan the berm this summer as time allows.

VII. Financial Assistance

The McCall Men's Association, through dues and the annual benefit tournament and auction, donates considerable amounts of money to the Golf Course. With the input of the advisory board as well as the Men's Club, we will evaluate what they would like to sponsor on the Golf Course. Whether it is an equipment purchase or a capital project funded by them, it will be discussed as revenues are generated. This past year, the Men's Club purchased a number of Enkamats for winter cover which helped with ice. They would like to spend their funds in the coming years to rebuild #1 Aspen green

VIII. Marketing Plan

We increased money spent on marketing the Golf Course and the community of McCall as a place to come stay and play. With funding through SWITA, we have been attending golf shows in Boise, Spokane and Seattle with the other courses in the area to get face time with our customers. This has created a good working relationship with the other courses in McCall. We have also been working on stay and play agreements with the local hotels and motels in McCall. The Golf Course website is another way that we reach our customer. We have added a web cam to the website so customers can check current conditions or watch the snow melt. We are also working on leveraging our marketing dollars on advertising the Golf Course.

Planning for the Future

Our plan is to continue to market the Golf Course and McCall as a place to come and enjoy. This benefits all of the businesses in the area. We are always looking to find ways to come through the winter in good shape. The past winters have been difficult on the Course, so we are looking at replacing the existing annual bluegrass with new bentgrass sod which has a better chance of making it through tough winters. By having a product available to sell as early as possible will eventually make our operation a stand-alone venture that does not require funding from other entities.

GOLF FUND REVENUE BY SOURCE

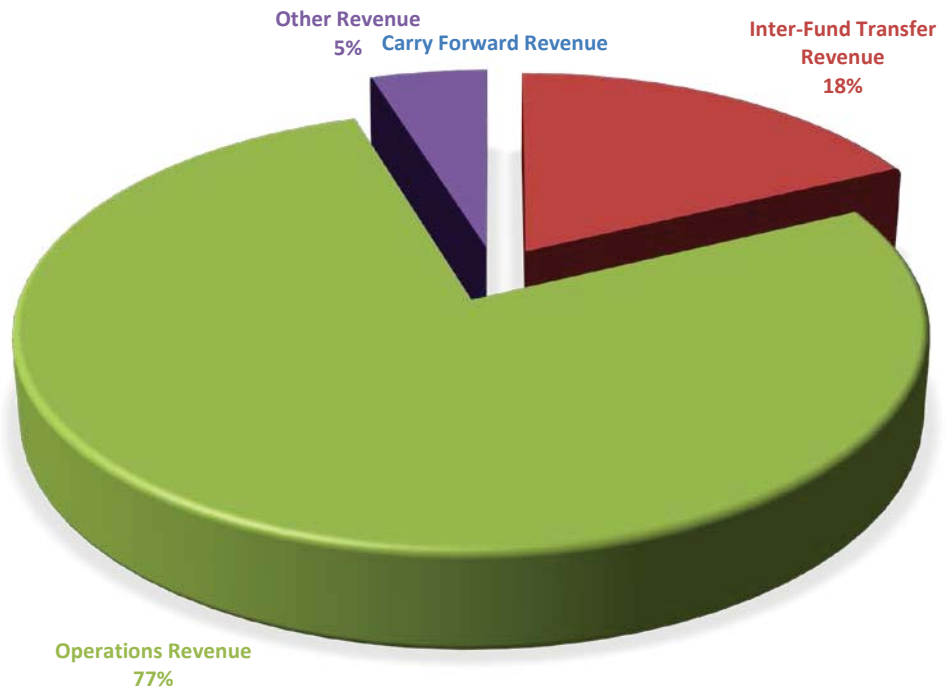

Carry Forward Revenue	$	-
Inter-Fund Transfer Revenue	$	145,120
Operations Revenue	$	628,369
Other Revenue	$	39,352
Total Revenue	$	812,841

Account Number	Account Title	FY13 Prior year 2 Actual	FY14 Prior year Actual	FY15 Current year Budget	FY16 Adopted Budget
GOLF FUND					
GOLF OPERATIONS FUND REVENUE					
DONATION REVENUE					
54-30-040-970.0	PRIVATE CONTRIBUTIONS	.00	.00	.00	.00
Total DONATION REVENUE:		.00	.00	.00	.00
INTEREST REVENUE					
54-30-045-100.0	INTEREST REVENUE	5	3	.00	2
Total INTEREST REVENUE:		5	3	.00	2
CARRY FORWARD REVENUE					
54-30-055-998.0	CARRYFORWARD	.00	.00	.00	.00
Total CARRY FORWARD REVENUE:		.00	.00	.00	.00
INTER-FUND TRANSFER REVENUE					
54-30-060-910.0	HEALTH CARE RESERVE	802	2,432	.00	.00
54-30-060-911.0	PARKS/GOLF TRANSFER	1,590	2,988	1,500	10,120
54-30-060-981.0	FUND TRANSFER FROM G.F.	85,000	84,996	119,000	100,000
54-30-060-982.0	CIP TRANSFER FROM G.F.	.00	15,000	88,000	35,000
Total INTER-FUND TRANSFER REVENUE:		87,392	105,416	208,500	145,120
OPERATIONS REVENUE					
54-30-065-700.0	FACILITY OPERATIONS REVENUE	546,937	543,204	605,477	622,369
54-30-065-800.0	BAR & RESTAURANT REVENUE	8,341	5,921	6,000	6,000
Budget notes:					
Drop $150,000 payment back to City-Use a percent of gross revenue					
Total OPERATIONS REVENUE:		555,277	549,125	611,477	628,369
OTHER REVENUE					
54-30-070-100.0	LOCAL OPTION TAX	54,500	36,000	30,000	35,000
54-30-070-700.0	EMPLOYEE GOLF PASSES	4,050	4,950	4,050	4,350
Budget notes:					
Employee benefit - season golf passes @ $150 each. Budget based upon prior year actuals.					
54-30-070-900.0	MISCELLANEOUS REVENUE	1,527	2,952	.00	.00
54-30-070-980.0	SALES OF SURPLUS PROPERTY	.00	107	.00	.00
54-30-070-990.0	CASH OVER\(SHORT)	.00	.00	.00	.00
Total OTHER REVENUE:		60,077	44,009	34,050	39,350
Total GOLF OPERATIONS FUND REVENUE:		702,751	698,553	854,027	812,841

Expenditure by Object - Golf

	FY 2012 Actual	FY 2013 Actual	FY 2014 Actual	FY 2015 Budget	FY 2016 Proposed	FY 2016 Change
FTE	9	9	8	8	8	-

Expenditure Object						
Personnel	$411,857	$418,164	$369,246	$428,382	$442,444	3%
Operating	$378,153	$260,044	$228,124	$231,887	$237,148	2%
Capital	$0	$0	$0	$136,316	$80,000	-70%
Debt Related	$0	$0	$0	$0	$0	-
Inter-Fund Transfer	$41,174	$31,887	$35,520	$57,442	$53,249	-8%
Other Expense - Depre	$135,792	$136,350	$140,328	$0	$0	
Subtotal	$966,975	$846,446	$773,219	$854,027	$812,841	-5%

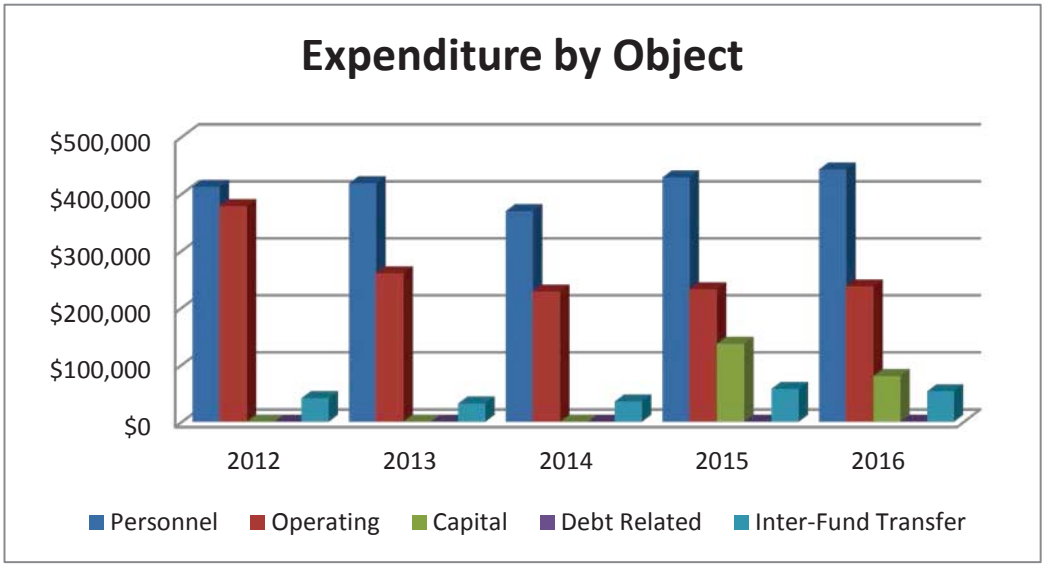

Account Number	Account Title	FY13 Prior year 2 Actual	FY14 Prior year Actual	FY15 Current year Budget	FY16 Adopted Budget
GOLF OPERATIONS DEPARTMENT					
PERSONNEL EXPENSE					
54-85-100-110.0	SALARIES AND WAGES	319,044	279,005	324,361	326,900
54-85-100-147.0	FICA	19,229	16,353	20,110	20,268
54-85-100-148.0	MEDICARE	4,497	3,824	4,703	4,740
54-85-100-149.0	RETIREMENT - PERSI	22,634	21,104	21,384	21,985
54-85-100-150.0	WORKER'S COMPENSATION	5,642	3,763	7,875	8,256
54-85-100-151.0	HEALTH INSURANCE	31,122	32,922	38,161	48,433
54-85-100-152.0	DENTAL INSURANCE	1,335	1,355	1,355	1,429
54-85-100-154.0	UNEMPLOYMENT	14,315	10,590	10,000	10,000
54-85-100-156.0	CLOTHING/UNIFORMS	.00	.00	.00	.00
54-85-100-157.0	LIFE INSURANCE	346	274	283	283
54-85-100-160.0	EMPLOYEE RECOGNITION	.00	57	150	150
Total PERSONNEL EXPENSE:		418,164	369,246	428,382	442,444
OPERATING EXPENSE					
54-85-150-200.0	OFFICE SUPPLIES	40	.00	250	250
54-85-150-210.0	DEPARTMENT SUPPLIES	10,209	5,529	10,500	10,500
54-85-150-216.0	SUPPLIES - SEED, SOD	25,216	24,851	6,795	15,000
Budget notes:					
Seed/sod for repair of winter damaged areas and new construction.					
54-85-150-218.0	SUPPLIES - FERTILIZER	19,773	19,935	13,000	19,000
Budget notes:					
Compost					
54-85-150-219.0	FIRST AID, SAFETY	106	64	.00	125
54-85-150-220.0	TOP DRESSING SAND	8,410	7,158	3,384	7,000
54-85-150-222.0	CHEMICALS	22,564	24,555	28,000	23,835
54-85-150-225.0	ROADS/PATH REPAIR	.00	.00	600	1,000
54-85-150-227.0	IRRIGATION MAINTENANCE	18,869	18,169	22,905	19,353
54-85-150-228.0	DRAINAGE MAINTENANCE	995	524	1,000	500
Budget notes:					
Drain pipe and gravel for sub-surface drain lines.					
54-85-150-240.0	MINOR EQUIPMENT	6,033	2,636	1,000	3,000
54-85-150-250.0	MOTOR FUELS AND LUBRICANTS	26,574	24,714	27,394	26,000
54-85-150-260.0	POSTAGE	48	.00	100	100
54-85-150-280.0	LICENSES AND PERMITS	1,357	1,130	1,800	1,300
54-85-150-300.0	PROFESSIONAL SERVICES	833	471	1,050	1,050
54-85-150-308.0	GOLF OPERATIONS - PRO SHARE	7,395	9,285	7,000	7,000
54-85-150-309.0	REST. WORKING CAP. ADVANCE	10,000	.00	.00	.00
54-85-150-400.0	ADVERTISING/LEGAL PUBLICATIONS	19	65	1,000	500
54-85-150-405.0	MARKETING	4,141	8,613	8,500	8,500
54-85-150-410.0	INSURANCE	7,715	7,465	7,689	8,465
54-85-150-420.0	TRAVEL AND MEETINGS	688	238	500	500
54-85-150-435.0	BOOKS/PUBLICATIONS/SUBSCRIPTS	310	360	150	150
54-85-150-440.0	PROFESSIONAL DEVELOPMENT	5,185	2,044	2,800	4,000
54-85-150-460.0	TELEPHONE	1,522	1,505	1,520	1,520
54-85-150-490.0	HEAT, LIGHTS, AND UTILITIES	31,851	28,847	28,000	30,000
54-85-150-500.1	RENTAL - EQUIPMENT MAINTENANCE	.00	455	.00	500
54-85-150-520.0	RENTAL - EQUIPMENT	138	596	700	700
54-85-150-522.0	PORTABLE TOILET-RENT CONTRACT	3,073	3,990	5,000	5,000
54-85-150-570.0	REPAIRS - BUILDING AND GROUNDS	4,059	1,483	4,500	4,000
54-85-150-575.0	REPAIRS - CLUBHOUSE	13,168	10,539	17,450	12,000
Budget notes:					
Building is aging and will require additional repairs each year.					
54-85-150-580.0	REPAIRS - AUTOMOTIVE EQUIPMENT	825	204	1,300	1,300
54-85-150-590.0	REPAIRS - OTHER EQUIPMENT	28,931	22,697	28,000	25,000
Total OPERATING EXPENSE:		260,044	228,124	231,887	237,148

Account Number	Account Title	FY13 Prior year 2 Actual	FY14 Prior year Actual	FY15 Current year Budget	FY16 Adopted Budget
CAPITAL EXPENSE					
54-85-200-702.0	CAPITAL PURCHASES	.00	.00	56,651	35,000
Budget notes:					
~2016 LOT funds of $35,000 for 300 Gallon Sprayer					
54-85-200-703.0	FACILITY IMPROVEMENTS	.00	.00	5,165	10,000
Budget notes:					
~2016 Rebuild #1 Aspen Green					
54-85-200-704.0	CLUBHOUSE IMPROVEMENTS	.00	.00	.00	35,000
54-85-200-705.0	LS REMOVAL/GRAVITY LINE	.00	.00	74,500	.00
Total CAPITAL EXPENSE:		.00	.00	136,316	80,000
INTER-FUND TRANSFER EXPENSE					
54-85-600-905.0	ENGINEER TRANSFER	107	108	185	185
54-85-600-910.0	ADMINISTRATIVE TRANSFER - GF	26,698	30,696	37,855	33,386
54-85-600-915.0	GIS TRANSFER	273	1,512	16,290	16,290
54-85-600-972.0	FUND TRANSFER - NETWORK ADMIN	4,809	3,204	3,112	3,388
Total INTER-FUND TRANSFER EXPENSE:		31,887	35,520	57,442	53,249
OTHER EXPENSE					
54-85-650-980.0	DEPRECIATION EXPENSE	136,350	140,328	.00	.00
Total OTHER EXPENSE:		136,350	140,328	.00	.00
Total GOLF OPERATIONS DEPARTMENT:		846,446	773,219	854,027	812,841

Account Number	Account Title	FY13 Prior year 2 Actual	FY14 Prior year Actual	FY15 Current year Budget	FY16 Adopted Budget
CONTINGENCY - GOLF FUND					
CONTINGENT REVENUE					
54-99-075-100.0	CONTINGENT REVENUE	.00	.00	100,000	100,000
	Total CONTINGENT REVENUE:	.00	.00	100,000	100,000
CONTINGENT EXPENSE					
54-99-750-100.0	CONTINGENT EXPENSE	.00	.00	100,000	100,000
	Total CONTINGENT EXPENSE:	.00	.00	100,000	100,000
	Total CONTINGENCY - GOLF FUND:	.00	.00	200,000	200,000
	GOLF FUND Revenue Total:	702,751	698,553	954,027	912,841
	GOLF FUND Expenditure Total:	846,446	773,219	954,027	912,841
	Net Total GOLF FUND:	143,695-	74,665-	.00	.00

Public Works

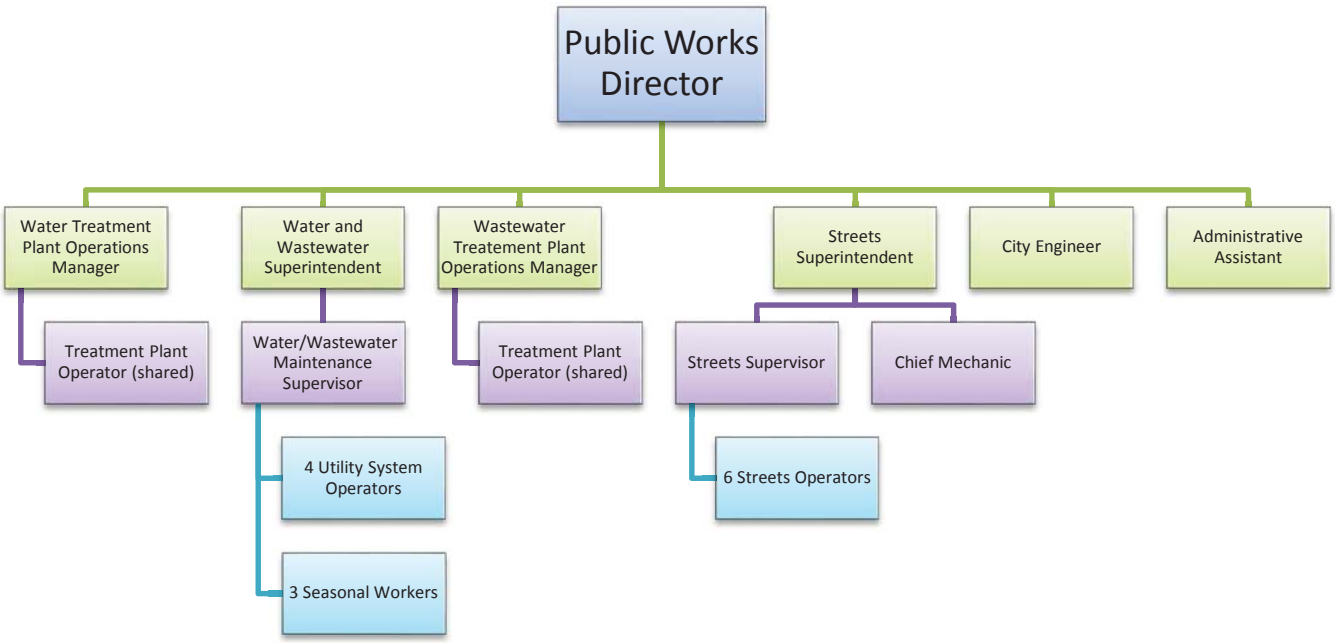

I. Public Works – Streets:

The Public Works Department is responsible for the management of the City of McCall's Streets, Utilities and Treatment Divisions. We are responsible for and manage the following:

- City Infrastructure Management, Engineering and Design
    - Street Construction, Maintenance and Improvements
    - Water Supply, Treatment and Distribution
    - Wastewater Collection, Treatment and Disposal
    - Storm Drainage Collection and Treatment
    - Special Projects
- Asset Management
- Fleet Maintenance
- Budget Management and Control

The Streets Division is responsible for maintaining more than fifty miles of city streets and parking lots (both paved and graveled). This includes patching, seal coating, paving, grading, sanding, and snow removal. Additional activities include painting of all street markings, repairing and replacing of all street signage, clearing hazards in city right-of-ways, as well as maintaining the city's storm drains, culverts and street lights. Public Works/Streets also issues permits for work performed by contractors in the City Right of Ways for construction of sidewalks, driveways, underground utilities, and mail boxes. At the end of the permit warranty period, the Street Superintendent inspects all repairs to insure the continued integrity of the roadway.

II. Mission Statement:

McCall Public Works Department is dedicated to excellence, integrity, and stewardship. We enhance the safety, welfare, and livability of the community by providing and managing infrastructure and services for streets, water and wastewater utilities, and water and wastewater treatment.

In order to accomplish this mission, Public Works has to anticipate, plan and provide exemplary public services and facilities that support the needs of our growing community in an efficient, customer-focused and financially responsible manner. Public Works/Streets also promote the short and long range planning, maintenance, and capital improvement goals for maintaining and improving the public street system.

III. Personnel:

1. Public Works Director
2. City Engineer
3. Administrative Assistant
4. Streets Superintendent
5. Streets Supervisor

6. Streets Operator III (1)
7. Streets Operator II (3)
8. Streets Operator I (3)
9. Mechanic (Shared with Other Departments)

IV. Specific Projects/Operations Included in the FY16 Budget:

1. Required Maintenance: Continue to patch pot holes, crack sealing, and the painting of all street markings on city streets.
2. Street Chip Sealing: This is a required maintenance on all roadways in fair to good condition, to extend the life span of the road surface. To appropriately maintain our roads we should chip seal all new construction after one year of use, and then every 7 years thereafter. The goal for FY16 is to seal 3 miles of city streets at a current estimated cost of $100K.
3. Street Reconstruction & Rehabilitation: Many streets are in poor condition and need to repaired or rebuilt. The goal for FY16 is to prep streets for chip sealing.
4. Capital Expense: Crack Sealing Machine.
5. Capital Expense: Pick-Up Truck.
6. Long Range Planning: New Public Works Building and Facility.

V. Future Budget Needs/Requests – Operations and Capital:

1. Pavement Management System: Adopt and fund the pavement management system which includes chip sealing, road rehabilitation and road reconstruction as well as the paving of graveled streets.
2. Capital Purchase: Continue to replace old equipment based upon 10 year/ 10,000 hours for heavy equipment and 10 years/120,000 miles for trucks.
3. Capital Purchase: Purchase or lease several new dump trucks.
4. Capital Purchase: Snow blower.
5. Capital Purchase: Mini-excavator.

STREETS FUND REVENUES BY SOURCE

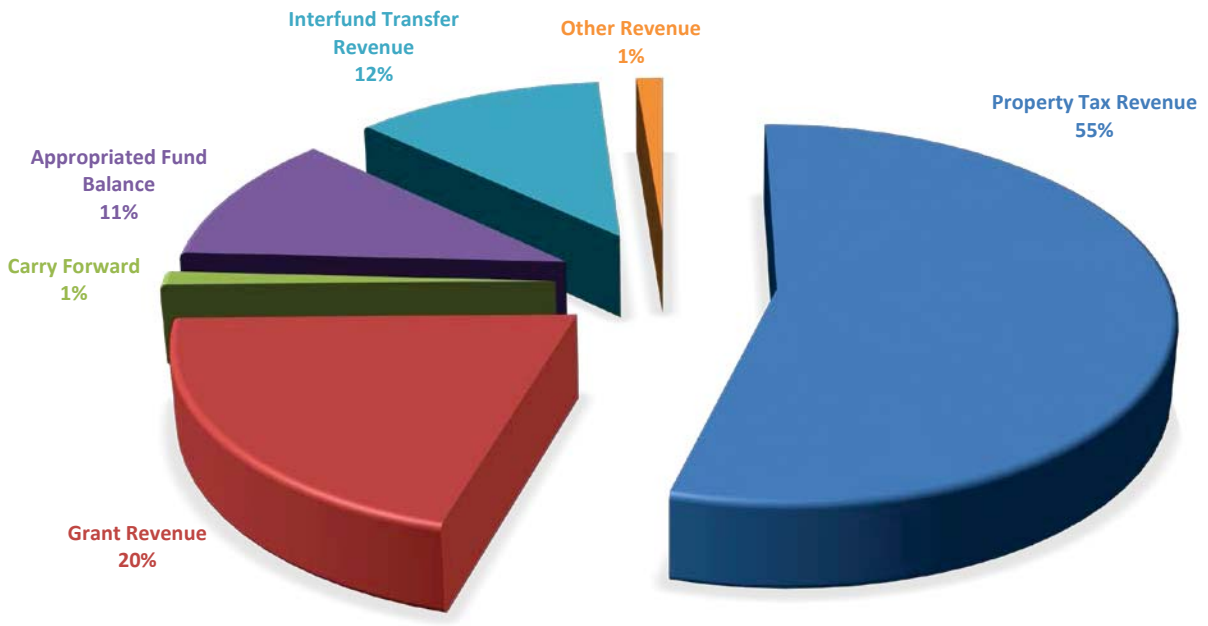

Property Tax Revenue	$	1,363,924
Grant Revenue	$	510,000
Carry Forward	$	28,000
Appropriated Fund Balance	$	279,579
Interfund Transfer Revenue	$	295,178
Other Revenue	$	31,190
Total Revenues	$	2,507,871

Account Number	Account Title	FY13 Prior year 2 Actual	FY14 Prior year Actual	FY15 Current year Budget	FY16 Adopted Budget
PUBLIC WORKS & STREETS FUND					
PUBLIC WORKS & STREETS REVENUE					
PROPERTY TAX REVENUE					
24-30-010-100.0	PROPERTY TAXES	1,280,628	1,252,354	1,262,553	1,351,574
24-30-010-102.0	3% INCREASE	.00	.00	.00	.00
24-30-010-104.0	PROPERTY TAX GROWTH INCREASE	.00	.00	.00	.00
24-30-010-900.0	PENALTIES AND INTEREST	16,297	9,106	15,000	12,350
Total PROPERTY TAX REVENUE:		1,296,926	1,261,460	1,277,553	1,363,924
GRANT REVENUE					
24-30-025-110.0	GRANTS - LHTAC	.00	100,000	.00	.00
24-30-025-112.0	FEDERAL - TIGER GRANT	.00	.00	400,000	400,000
24-30-025-115.0	STATE-ITD-ADA CURB/RAMP PROGRM	.00	47,000	60,000	60,000
24-30-025-117.0	STATE - IDT - CASH FOR TOWNS	.00	.00	100,000	50,000
Total GRANT REVENUE:		.00	147,000	560,000	510,000
REVENUE SHARING					
24-30-030-200.0	SHARED REV - HB312 - HWY DIST	.00	.00	.00	29,437
24-30-030-310.0	HIGHWAY DISTRIBIBUTION ACCT	.00	.00	.00	95,524
Total REVENUE SHARING:		.00	.00	.00	124,961
DONATION REVENUE					
24-30-040-300.0	DONATIONS	.00	.00	.00	.00
Total DONATION REVENUE:		.00	.00	.00	.00
INTEREST REVENUE					
24-30-045-100.0	INTEREST REVENUE	1,269	547	470	1,190
Total INTEREST REVENUE:		1,269	547	470	1,190
APPROPRIATED FUND BALANCE					
24-30-050-997.0	APPROPRIATED FUND BALANCE	.00	.00	109,882	279,579
Budget notes:					
~2016 Includes: $200,000 Tiger Grant Match and $79,579 Street Maintenance and Rehab					
Total APPROPRIATED FUND BALANCE:		.00	.00	109,882	279,579
CARRY FORWARD REVENUE					
24-30-055-998.0	CARRY FORWARD	.00	.00	.00	28,000
Total CARRY FORWARD REVENUE:		.00	.00	.00	28,000
INTER-FUND TRANSFER REVENUE					
24-30-060-905.0	ENGINEER TRANSFER	25,570	25,560	25,106	25,106
24-30-060-910.0	HEALTH CARE RESERVE	3,107	9,042	.00	.00
24-30-060-982.0	CIP TRANSFER FROM G.F.	95,376	50,000	16,684	135,000
24-30-060-999.0	PUBLIC WORKS FUND TRANSFER	126,101	152,412	136,289	135,072
Total INTER-FUND TRANSFER REVENUE:		250,154	237,014	178,079	295,178
OTHER REVENUE					
24-30-070-100.0	LOCAL OPTION TAX	.00	50,000	25,000	13,000
24-30-070-310.0	HIGHWAY DISTRIBUTION ACCT	95,747	95,225	95,524	.00
24-30-070-400.0	IDAHO FUEL TAX REFUND	3,277	3,499	3,000	3,500
24-30-070-535.0	REIMBURSABLE DEVEL. FEES	7,320	10,950	10,000	10,000

Account Number	Account Title	FY13 Prior year 2 Actual	FY14 Prior year Actual	FY15 Current year Budget	FY16 Adopted Budget
24-30-070-700.0	RIGHT-OF-WAY PERMITS	3,660	2,955	3,500	3,500
24-30-070-900.0	MISCELLANEOUS REVENUE	2,820	3,821	.00	.00
24-30-070-980.0	SALES OF SURPLUS PROPERTY	72,000	.00	.00	.00
24-30-070-990.0	CASH OVER\(SHORT)	.00	.00	.00	.00
24-30-070-995.0	BAD DEBT RECOVERY	.00	140	.00	.00
24-30-070-998.0	DONATED ASSETS	214,262	95,934	.00	.00
Total OTHER REVENUE:		399,085	262,523	137,024	30,000
Total PUBLIC WORKS & STREETS REVENUE:		1,947,434	1,908,545	2,263,008	2,632,832

Expenditure by Object - Streets

	FY 2012 Actual	FY 2013 Actual	FY 2014 Actual	FY 2015 Budget	FY 2016 Proposed	FY 2016 Change
FTE	12	12	13	13	13	-

Expenditure Object						
Personnel	$746,613	$802,565	$841,298	$899,576	$960,701	6%
Operating	$436,503	$509,128	$399,613	$468,220	$380,706	-23%
Capital	$84,282	$487,844	$356,429	$173,336	$472,437	63%
Inter-Fund Transfer	$141,626	$179,220	$109,704	$91,876	$108,988	16%
Grants	$54,453	$0	$147,000	$630,000	$710,000	11%
Subtotal	$1,463,477	$1,978,758	$1,854,045	$2,263,008	$2,632,832	14%

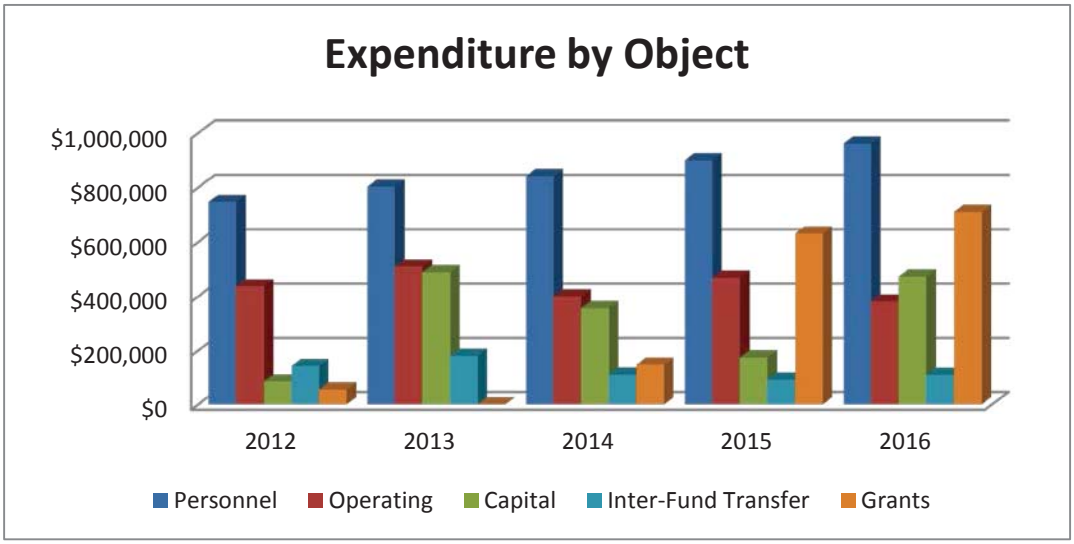

Account Number	Account Title	FY13 Prior year 2 Actual	FY14 Prior year Actual	FY15 Current year Budget	FY16 Adopted Budget
PUBLIC WORKS & STREETS					
PERSONNEL EXPENSE					
24-55-100-110.0	SALARIES AND WAGES	563,477	595,980	603,889	618,968
24-55-100-140.0	OVERTIME PAY	2,046	179	2,290	2,216
24-55-100-147.0	FICA	33,393	35,705	37,583	38,513
24-55-100-148.0	MEDICARE	7,810	8,350	8,790	9,007
24-55-100-149.0	RETIREMENT - PERSI	59,880	66,846	68,620	70,318
24-55-100-150.0	WORKER'S COMPENSATION	19,959	17,564	33,206	31,078
24-55-100-151.0	HEALTH INSURANCE	102,179	101,896	129,564	174,562
24-55-100-152.0	DENTAL INSURANCE	4,766	5,548	5,858	6,373
24-55-100-153.0	PHYSICAL EXAMS	636	863	1,200	1,200
24-55-100-154.0	UNEMPLOYMENT	.00	.00	.00	.00
24-55-100-156.0	CLOTHING/UNIFORMS	5,608	5,648	5,800	5,800
24-55-100-157.0	LIFE INSURANCE	1,122	1,126	1,226	1,266
24-55-100-158.0	EMPLOYEE GOLF PASS	600	900	900	750
Budget notes:					
	Employee benefit - season golf passes @ $150 each. Budget based upon prior year actuals.				
24-55-100-160.0	EMPLOYEE RECOGNITION	1,091	692	650	650
Total PERSONNEL EXPENSE:		802,565	841,298	899,576	960,701
OPERATING EXPENSE					
24-55-150-210.0	DEPARTMENT SUPPLIES	2,365-	1,150	6,000	3,000
24-55-150-211.0	MECHANIC SHOP SUPPLIES	4,588	5,020	5,000	5,000
24-55-150-220.0	FIRST AID, SAFETY	3,054	2,886	3,000	3,000
24-55-150-222.0	CHEMICALS - DEICING	.00	.00	.00	.00
24-55-150-240.0	MINOR EQUIPMENT	2,548	5,944	9,500	5,000
24-55-150-250.0	MOTOR FUELS AND LUBRICANTS	77,703	72,370	74,964	74,900
24-55-150-260.0	POSTAGE	56	24	200	200
Budget notes:					
	FedEx/UPS				
24-55-150-300.0	PROFESSIONAL SERVICES	20,681	11,473	14,000	10,000
Budget notes:					
	Includes annual CAD license for In-house Engineer				
24-55-150-310.0	ATTORNEY SERVICES	.00	.00	2,000	1,000
24-55-150-350.0	ENGINEER SERVICES	8,358	12,753	10,000	5,000
24-55-150-360.0	REIMBURSABLE DEVEL. FEES	.00	.00	.00	.00
24-55-150-400.0	ADVERTISING/LEGAL PUBLICATIONS	1,242	249	500	500
24-55-150-420.0	TRAVEL AND MEETINGS	382	686	2,000	750
24-55-150-435.0	BOOKS/PUBLICATIONS/SUBSCRIPTS	309	478	1,000	500
24-55-150-440.0	PROFESSIONAL DEVELOPMENT	3,654	2,603	6,000	5,000
Budget notes:					
	Includes training for two operators on the proper use of heavy equipment and sending the Street Superintendent and In-house Engineer to the Public Works Seminar.				
24-55-150-460.0	TELEPHONE	4,019	3,354	4,500	4,500
24-55-150-465.0	COMMUNICATIONS - RADIO	2,425	1,517	3,000	3,000
24-55-150-490.0	HEAT, LIGHTS, AND UTILITIES	10,837	12,276	17,000	14,000
24-55-150-491.0	STREET LIGHTS - POWER	23,776	26,827	24,000	24,000
24-55-150-500.0	RENTAL - OFFICE EQUIPMENT	1,717	1,860	2,200	2,000
24-55-150-500.1	RENTAL - EQUIPMENT MAINTENANCE	1,239	1,567	1,500	1,500
24-55-150-521.0	RENTAL - EQUIPMENT	65,501	71,206	58,206	58,206
24-55-150-540.0	STREET REPAIR - PATCHING	26,457	28,291	47,466	.00
24-55-150-541.0	STREET REPAIR - SEALCOAT	6,448	.00	15,000	15,000
24-55-150-542.0	STREET REPAIR - ROW MAINT.	2,419	1,991	4,000	3,000
24-55-150-543.0	STREET REPAIR - DUST ABATEMENT	19,280	21,051	19,534	25,000
24-55-150-544.0	STREET REPAIR - CHIP SEALING	77,732	.00	.00	.00
24-55-150-545.0	STREET REPAIR - SNOW REMOVAL	.00	.00	2,000	.00
24-55-150-546.0	STREET REPAIR - STORM DRAIN	2,148	648	4,000	4,000
24-55-150-547.0	SIGNS & POSTS	7,189	9,325	7,000	7,000
24-55-150-548.0	STREET REPAIR - SAND & GRAVEL	10,308	3,600	23,000	15,000
24-55-150-548.1	STREET REPAIR - ROAD SALT	.00	2,731	6,000	5,000

Account Number	Account Title	FY13 Prior year 2 Actual	FY14 Prior year Actual	FY15 Current year Budget	FY16 Adopted Budget
24-55-150-549.0	STREET REPAIR -STREET PAINTING	36,697	30,409	35,000	30,000
24-55-150-550.0	STREET REPAIR - LIGHTS	389	2,070	10,000	10,000
Budget notes:					
Includes a replacement light for Legacy Park					
24-55-150-551.0	STREET REPAIR - CRACK SEAL	.00	.00	.00	.00
24-55-150-560.0	REPAIRS - OFFICE EQUIPMENT	.00	.00	150	150
24-55-150-570.0	REPAIRS - BUILDING AND GROUNDS	2,702	1,477	4,000	4,000
24-55-150-580.0	REPAIRS - AUTOMOTIVE EQUIPMENT	84,010	59,334	45,000	40,000
24-55-150-590.0	REPAIRS - OTHER EQUIPMENT	3,485	4,443	1,500	1,500
Total OPERATING EXPENSE:		508,988	399,613	468,220	380,706
CAPITAL EXPENSE					
24-55-200-702.0	CAPITAL PURCHASES	224,968	125,147	85,000	103,000
Budget notes:					
~2016 Includes: $25,000 truck, and $50,000 Crack Sealing Maching					
24-55-200-702.1	HEAVY EQUIP-SNOW REMVL & MAINT	39,993	26,450	.00	.00
24-55-200-703.0	STORMWATER IMPROVEMENTS	15,060	18,746	25,000	22,000
24-55-200-704.0	CLUB HILL DRIVE AUX. LANE	199,790	934	.00	.00
24-55-200-705.0	PAVING	.00	.00	.00	.00
24-55-200-708.0	WOOLEY AVENUE REPAIR	.00	.00	.00	.00
24-55-200-709.0	STREET RECONSTRUCTION	8,031	185,152	.00	.00
24-55-200-710.0	CENTENIAL PARK	.00	.00	.00	.00
24-55-200-712.0	NEW CONSTR. - SIDEWALKS	.00	.00	.00	.00
24-55-200-716.0	STREET MAINTENANCE & REHAB	.00	.00	63,336	318,000
Budget notes:					
Chip Sealing, Patching, Milling, Overlay, and Reconstruction					
~2016 Includes: $135,000 Excess Gen. Fund fund balance, $79,579 Streets Fund Balance					
24-55-200-716.1	HB312 - STREET REPAIR & REHAB	.00	.00	.00	29,437
24-55-200-998.0	RESRVD - FUTURE CAPITAL	.00	.00	.00	.00
Total CAPITAL EXPENSE:		487,844	356,429	173,336	472,437
INTER-FUND TRANSFER EXPENSE					
24-55-600-910.0	ADMINISTRATIVE TRANSFER - GF	72,038	82,704	63,039	77,551
24-55-600-915.0	GIS TRANSFER	4,638	696	6,334	6,334
24-55-600-971.0	FUND TRANSFER-CAPITAL PROJECTS	85,000	.00	.00	.00
24-55-600-972.0	FUND TRANSFER - NETWORK ADMIN	17,544	26,304	22,503	25,103
Total INTER-FUND TRANSFER EXPENSE:		179,220	109,704	91,876	108,988
Total PUBLIC WORKS & STREETS:		1,978,617	1,707,045	1,633,008	1,922,832

Account Number	Account Title	FY13 Prior year 2 Actual	FY14 Prior year Actual	FY15 Current year Budget	FY16 Adopted Budget
GRANT EXPENSES					
GRANTS					
24-60-250-105.0	STATE-ITD-ADA CURB/RAMP PROGRM	.00	47,000	60,000	60,000
24-60-250-106.0	STATE-ADA CURB/RAMP-CITY MATCH	.00	.00	.00	.00
24-60-250-110.0	FED - LHTAC - PARK STREET	.00	100,000	.00	.00
24-60-250-111.0	FED-LHTAC-CITY MATCH(CHP SEAL)	.00	.00	.00	.00
24-60-250-112.0	FED-LHTAC-CITY-BOYDSTN	.00	.00	.00	.00
24-60-250-115.0	FEDERAL - TIGER GRANT	.00	.00	400,000	400,000
24-60-250-116.0	FEDERAL - TIGER MATCH	.00	.00	20,000	200,000
Budget notes:					
~2016 $200,000 Appropriated Fund Balance					
24-60-250-117.0	STATE - ITD - CASH FOR TOWNS	.00	.00	100,000	50,000
24-60-250-120.0	STATE-ITD-CASH FOR TOWNS-MATCH	.00	.00	50,000	.00
Total GRANTS:		.00	147,000	630,000	710,000
Total GRANT EXPENSES:		.00	147,000	630,000	710,000

Account Number	Account Title	FY13 Prior year 2 Actual	FY14 Prior year Actual	FY15 Current year Budget	FY16 Adopted Budget
CONTINGENCY - PW & S FUND					
CONTINGENT REVENUE					
24-99-075-100.0	CONTINGENT REVENUE	.00	.00	100,000	46,793
	Total CONTINGENT REVENUE:	.00	.00	100,000	46,793
CONTINGENT EXPENSE					
24-99-750-100.0	CONTINGENT EXPENSE	.00	.00	100,000	46,793
	Total CONTINGENT EXPENSE:	.00	.00	100,000	46,793
	Total CONTINGENCY - PW & S FUND:	.00	.00	200,000	93,586
	PUBLIC WORKS & STREETS FUND Revenue Total:	1,947,434	1,908,545	2,363,008	2,679,625
	PUBLIC WORKS & STREETS FUND Expenditure Total:	1,978,617	1,854,045	2,363,008	2,679,625
	Net Total PUBLIC WORKS & STREETS FUND:	31,183-	54,500	.00	.00

I. Public Works – Water:

Water Treatment:

The Water Treatment division operates the water treatment plant, as well as the raw water pump stations, water storage tanks, and distribution laboratory sampling. We are responsible for the maintenance of pumps, filters, aerators, disinfection equipment, laboratory analysis and reporting to state and federal agencies for water monitoring requirements.

Water Distribution:

The Water Distribution division oversees all maintenance and operations of the city water system which includes all seasonal water turn ons/offs, 24/7 emergency call outs with a max 30 min. response time, the replacement or repair of aging or leaking services/main lines, installing of water meters, repair or replacement of fire hydrants, reading meters for utility billings, building and maintenance of soon to be three water booster stations and tank sites, also the inspection of all new water lines and water services as well as the flushing of slow use water mains insuring that water service remains safe and clean.

II. Mission Statement:

McCall Public Works Department is dedicated to excellence, integrity, and stewardship. We enhance the safety, welfare, and livability of the community by providing and managing infrastructure and services for streets, water and wastewater utilities, and water and wastewater treatment.

This mission is accomplished by the City of McCall's Water Division providing customers of the City Water Utility system with clean, safe drinking water at the lowest price possible.

III. Personnel:

Water Treatment:

1. Public Works Director
2. Administrative Assistant
3. City Engineer
4. Water and Wastewater Operators (3)

Water Distribution:

1. Public Works Director
2. Administrative Assistant
3. City Engineer
4. Utilities Superintendent
5. Utilities Supervisor
6. Utility Operators (4)
7. Seasonal Utility Operators (3)

IV. Specific Projects/Operations Included in the FY16 Budget:

Water Treatment:

1. Upgrade of water treatment instrumentation.
2. New updated Water Master Plan.

Water Distribution:

1. New updated Water Master Plan.
2. Water main replacement.
3. Replacement of old out of date fire hydrants.
4. Hydrant and street valve exercise program.
5. Hydrant flushing and fire flow testing program.
6. Yearly PRV station repairs/replacement program.

V. Future Budget Needs/Requests – Operations and Capital Improvements:

Water Treatment:

1. Evaluate pre-chlorination/pump building at golf course.
2. Backwash water sludge removal system.
3. Beautification and structural improvements of water intake building at Legacy Park (only if pre-chlorination building is not feasible.)

Water Distribution:

1. Continue replacement of water mains and out dated services.
2. The elimination of a dead end line on Davis Avenue, University Loop and Alpine Street.
3. Install street valves in the intersections of the Lake Forest Subdivision, allowing service work to be performed.
4. Water Filling Station.
5. Mini Excavator.

WATER FUND REVENUES BY SOURCE

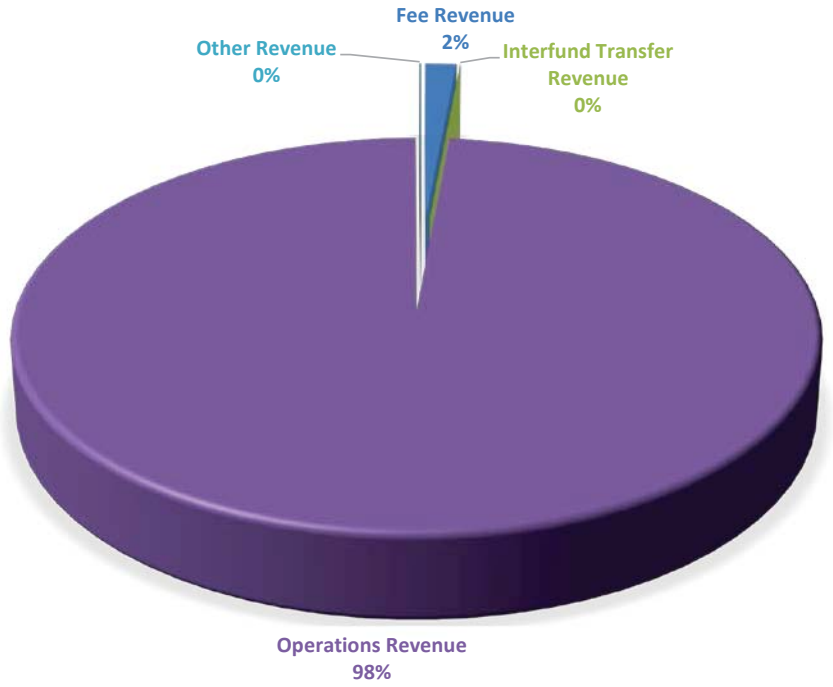

Fee Revenue	$	31,300
Carry Forward	$	-
Interfund Transfer Revenue	$	-
Operations Revenue	$	2,090,000
Other Revenue	$	1,800
Total Revenue	$	2,123,100

Account Number	Account Title	FY13 Prior year 2 Actual	FY14 Prior year Actual	FY15 Current year Budget	FY16 Adopted Budget
WATER FUND					
WATER FUND REVENUE					
FEE REVENUE					
60-30-020-200.0	WATER CONNECTION FEES	28,600	18,200	14,300	15,600
60-30-020-300.0	WATER TURN ON/OFF FEES	10,325	9,020	7,500	6,000
60-30-020-900.0	PENALTIES	6,625	6,306	6,700	8,800
60-30-020-910.0	SERVICE CHARGES	567	640	700	900
Total FEE REVENUE:		46,117	34,166	29,200	31,300
GRANT REVENUE					
60-30-025-115.0	DEQ GRANT	.00	.00	87,500	87,500
Total GRANT REVENUE:		.00	.00	87,500	87,500
INTEREST REVENUE					
60-30-045-100.0	INTEREST REVENUE	3,171	1,481	2,528	1,800
Total INTEREST REVENUE:		3,171	1,481	2,528	1,800
APPROPRIATED FUND BALANCE					
60-30-050-997.0	APPROPRIATED FUND BALANCE	.00	.00	122,500	137,500
Total APPROPRIATED FUND BALANCE:		.00	.00	122,500	137,500
CARRY FORWARD REVENUE					
60-30-055-998.0	CARRYFORWARD	.00	.00	.00	.00
Total CARRY FORWARD REVENUE:		.00	.00	.00	.00
INTER-FUND TRANSFER REVENUE					
60-30-060-910.0	HEALTH CARE RESERVE	1,080	3,266	.00	.00
Total INTER-FUND TRANSFER REVENUE:		1,080	3,266	.00	.00
OPERATIONS REVENUE					
60-30-065-100.0	WATER SERVICE REVENUE	1,946,101	2,008,210	1,975,000	2,000,000
60-30-065-700.0	WATER SYSTEM BUY-IN	161,250	101,250	82,500	90,000
Total OPERATIONS REVENUE:		2,107,351	2,109,460	2,057,500	2,090,000
OTHER REVENUE					
60-30-070-535.0	REIMBURSABLE DEVEL. FEES	.00	2,275	.00	.00
60-30-070-900.0	MISCELLANEOUS REVENUE	137	5	.00	.00
60-30-070-990.0	CASH OVER\(SHORT)	.00	.00	.00	.00
60-30-070-995.0	BAD DEBT RECOVERY	126	1,218	.00	.00
60-30-070-998.0	DONATED ASSETS	175,000	.00	.00	.00
Total OTHER REVENUE:		175,262	3,498	.00	.00
Total WATER FUND REVENUE:		2,332,982	2,151,870	2,299,228	2,348,100

Expenditure by Object - Water Distribution

	FY 2012 Actual	FY 2013 Actual	FY 2014 Actual	FY 2015 Budget	FY 2016 Proposed	FY 2016 Change
FTE	6	6	5	6	4	-

Expenditure Object						
Personnel	$311,953	$319,049	$363,229	$387,723	$239,242	-62%
Operating	$321,344	$278,773	$309,087	$492,489	$249,214	-98%
Capital	$1	$0	-$1	$363,216	$310,228	-17%
Debt Related	$263,000	$235,590	$207,277	$842,645	$838,364	-1%
Inter-Fund Transfer	$180,081	$185,657	$221,820	$213,155	$225,936	6%
Other Expense - Depre	$735,543	$737,055	$730,488	$0	$0	-
Subtotal	$1,811,923	$1,756,124	$1,831,900	$2,299,228	$1,862,984	-23%

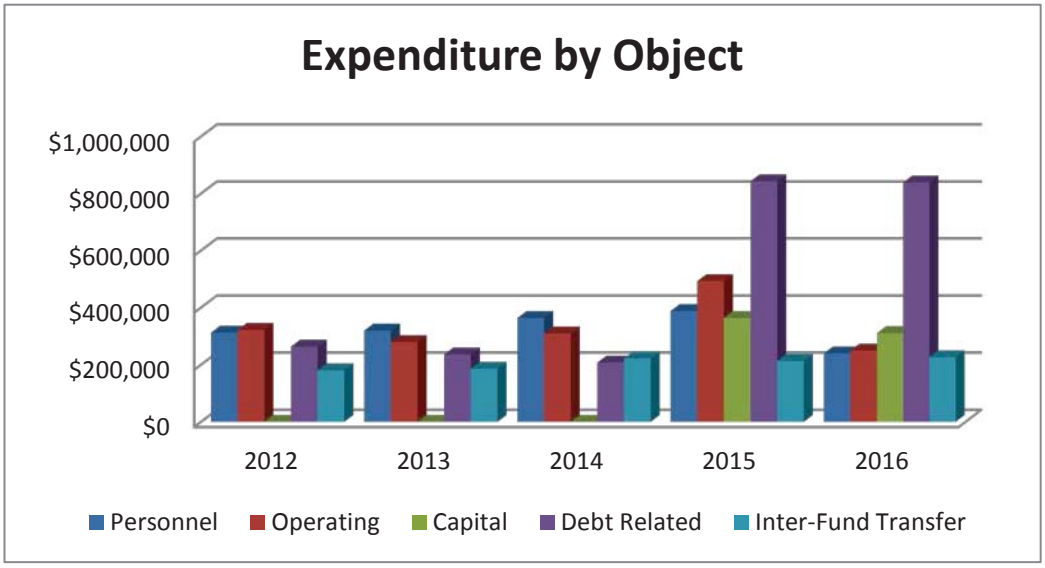

Account Number	Account Title	FY13 Prior year 2 Actual	FY14 Prior year Actual	FY15 Current year Budget	FY16 Adopted Budget
WATER DISTRIBUTION					
PERSONNEL EXPENSE					
60-64-100-110.0	SALARIES AND WAGES	225,107	259,230	269,458	160,765
60-64-100-140.0	OVERTIME PAY	1,304	111	2,530	1,668
60-64-100-147.0	FICA	13,007	14,982	16,863	10,071
60-64-100-148.0	MEDICARE	3,042	3,504	3,944	2,355
60-64-100-149.0	RETIREMENT - PERSI	23,847	28,830	28,604	16,361
60-64-100-150.0	WORKER'S COMPENSATION	6,690	5,204	11,116	7,372
60-64-100-151.0	HEALTH INSURANCE	39,622	44,553	47,127	34,963
60-64-100-152.0	DENTAL INSURANCE	1,710	2,247	2,171	1,097
60-64-100-153.0	PHYSICAL EXAMS	100	186	500	500
60-64-100-154.0	UNEMPLOYMENT	.00	.00	.00	.00
60-64-100-156.0	CLOTHING/UNIFORMS	2,986	2,898	4,000	3,000
60-64-100-157.0	LIFE INSURANCE	452	517	510	290
60-64-100-158.0	EMPLOYEE GOLF PASS	600	750	600	600
Budget notes:					
	Employee benefit - season golf passes @ $150 each. Budget based upon prior year actuals.				
60-64-100-160.0	EMPLOYEE RECOGNITION	583	217	300	200
Total PERSONNEL EXPENSE:		319,049	363,229	387,723	239,242
OPERATING EXPENSE					
60-64-150-200.0	OFFICE SUPPLIES	.00	.00	100	50
60-64-150-210.0	DEPARTMENT SUPPLIES	53,716-	16,241-	15,000	10,000
60-64-150-220.0	FIRST AID/SAFETY	902	466	5,000	3,500
60-64-150-222.0	CHEMICALS	30,400	32,026	35,000	.00
60-64-150-240.0	MINOR EQUIPMENT	169	896	10,500	2,000
60-64-150-250.0	MOTOR FUELS AND LUBRICANTS	9,956	9,792	12,000	9,000
60-64-150-260.0	POSTAGE	5,890	6,276	8,300	8,000
60-64-150-300.0	PROFESSIONAL SERVICES	15,485	24,879	34,500	17,650
60-64-150-301.0	PROFESSIONAL SERVICES - BILLS	3,493	3,733	6,500	3,900
60-64-150-302.0	LABORATORY TESTING	.00	.00	.00	.00
60-64-150-310.0	ATTORNEY SERVICES	.00	.00	1,000	1,000
60-64-150-350.0	ENGINEER SERVICES	20,696	8,715	75,000	37,500
60-64-150-360.0	REIMBURSABLE DEVEL. FEES	.00	2,275	.00	.00
60-64-150-400.0	ADVERTISING/LEGAL PUBLICATIONS	53	.00	500	350
60-64-150-410.0	INSURANCE	26,400	25,544	26,310	28,964
60-64-150-420.0	TRAVEL AND MEETINGS	224	421	3,000	2,250
60-64-150-435.0	BOOKS/PUBLICATIONS/SUBSCRIPTS	210	.00	1,000	750
60-64-150-440.0	PROFESSIONAL DEVELOPMENT	2,920	4,815	7,000	5,000
60-64-150-460.0	TELEPHONE	6,707	6,646	7,500	1,500
60-64-150-461.0	DSL	.00	.00	.00	.00
60-64-150-465.0	COMMUNICATIONS - RADIO	626	500	1,500	1,000
60-64-150-490.0	HEAT, LIGHTS, AND UTILITIES	111,426	124,099	110,000	.00
60-64-150-496.0	DEQ ASSESSMENT & WATER RIGHTS	11,758	12,374	13,500	13,500
60-64-150-521.0	RENTAL - EQUIPMENT	4,575	4,574	4,600	4,600
60-64-150-560.0	REPAIRS - OFFICE EQUIPMENT	13	12	200	200
60-64-150-570.0	REPAIRS - BUILDING AND GROUNDS	8,179	5,416	25,000	3,000
60-64-150-580.0	REPAIRS - AUTOMOTIVE EQUIPMENT	8,830	700	10,000	7,500
60-64-150-590.0	REPAIRS - OTHER EQUIPMENT	35,338	47,980	51,479	35,000
60-64-150-591.0	REPAIRS - WATER METERS/MXU'S	26,540	.00	25,000	50,000
Budget notes:					
	Continued MXU replacements @ $150 each.				
60-64-150-595.0	BAD DEBT	1,699	3,191	3,000	3,000
Total OPERATING EXPENSE:		278,773	309,087	492,489	249,214
CAPITAL EXPENSE					
60-64-200-702.0	CAPITAL PURCHASES	.00	.00	96,000	25,000
60-64-200-717.0	SCADA	.00	.00	26,000	.00

Account Number	Account Title	FY13 Prior year 2 Actual	FY14 Prior year Actual	FY15 Current year Budget	FY16 Adopted Budget
60-64-200-720.0	LINE REPLACEMNT - CITY WIDE	.00	.00	40,354	110,228
60-64-200-723.0	DEQ GRANT - WATER MASTER PLAN	.00	.00	87,500	87,500
60-64-200-724.0	DEQ GRANT - MATCH-WATER MASTER	.00	.00	87,500	87,500
60-64-200-725.0	WTP IMPROVEMENTS	.00	.00	25,862	.00
Total CAPITAL EXPENSE:		.00	1-	363,216	310,228
DEBT RELATED EXPENSE					
60-64-350-802.0	SERIES '03 REF. BOND PRINCIPAL	.00	.00	420,000	430,000
60-64-350-803.0	SERIES '03 REF. BOND INTEREST	161,365	136,763	62,735	48,455
60-64-350-812.0	DEQ H2O TREATMENT PRINCIPAL	.00	.00	296,437	302,395
60-64-350-813.0	DEQ H2O TREATMENT INTEREST	74,225	70,513	63,473	57,514
Budget notes:					
Note matures 04/15/2024, P & I payment $179,954.67, Interest rate 2.0%					
Total DEBT RELATED EXPENSE:		235,590	207,277	842,645	838,364
INTER-FUND TRANSFER EXPENSE					
60-64-600-905.0	ENGINEER TRANSFER	1,690	1,692	3,176	3,176
60-64-600-910.0	ADMINISTRATIVE TRANSFER - GF	91,921	93,948	102,733	116,191
60-64-600-915.0	GIS TRANSFER	6,346	29,184	17,183	17,183
60-64-600-920.0	PUBLIC WORKS TRANSFER	61,825	76,836	68,840	67,734
60-64-600-972.0	FUND TRANSFER- NETWORK ADMIN	23,875	20,160	21,223	21,652
Total INTER-FUND TRANSFER EXPENSE:		185,657	221,820	213,155	225,936
OTHER EXPENSE					
60-64-650-980.0	DEPRECIATION EXPENSE	728,821	730,488	.00	.00
60-64-650-985.0	AMORTIZATION EXPENSE	8,234	.00	.00	.00
Total OTHER EXPENSE:		737,055	730,488	.00	.00
Total WATER DISTRIBUTION:		1,756,124	1,831,900	2,299,228	1,862,984

Expenditure by Object - Water Treatment

	FY 2012 Actual	FY 2013 Actual	FY 2014 Actual	FY 2015 Budget	FY 2016 Proposed	FY 2016 Change
FTE					2	-

Expenditure Object						
Personnel	$0	$0	$0	$0	$120,487	100%
Operating	$0	$0	$0	$0	$268,395	100%
Capital	$0	$0	$0	$0	$80,000	100%
Debt Related	$0	$0	$0	$0	$0	-
Inter-Fund Transfer	$0	$0	$0	$0	$16,234	100%
Other Expense - Depre	$0	$0	$0	$0	$0	-
Subtotal	$0	$0	$0	$0	$485,116	100%

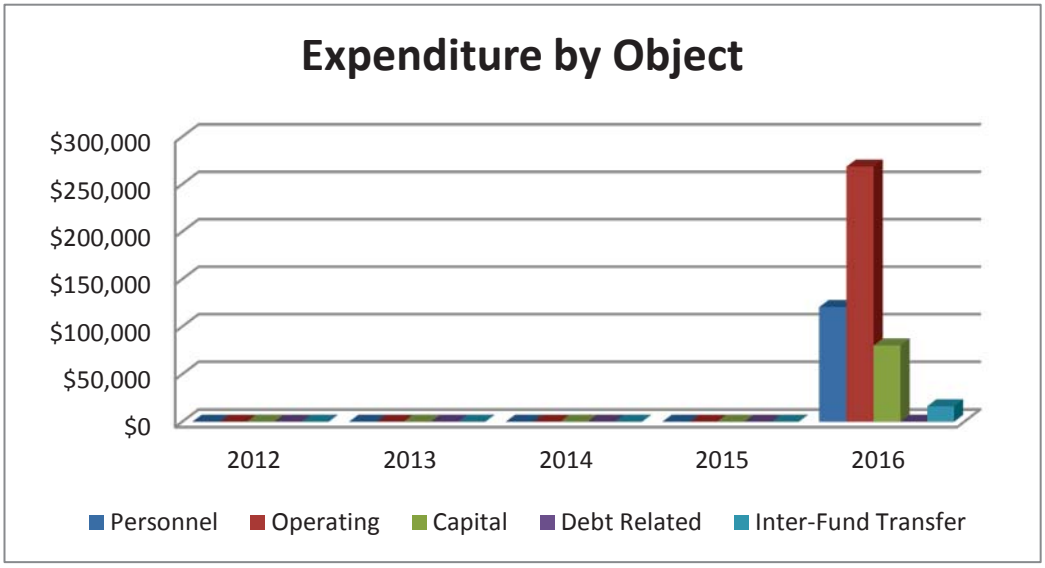

Account Number	Account Title	FY13 Prior year 2 Actual	FY14 Prior year Actual	FY15 Current year Budget	FY16 Adopted Budget
WATER TREATMENT					
PERSONNEL EXPENSE					
60-65-100-110.0	SALARIES AND WAGES	.00	.00	.00	85,845
60-65-100-140.0	OVERTIME PAY	.00	.00	.00	880
60-65-100-147.0	FICA	.00	.00	.00	5,377
60-65-100-148.0	MEDICARE	.00	.00	.00	1,258
60-65-100-149.0	RETIREMENT - PERSI	.00	.00	.00	9,817
60-65-100-150.0	WORKER'S COMPENSATION	.00	.00	.00	3,936
60-65-100-151.0	HEALTH INSURANCE	.00	.00	.00	12,403
60-65-100-152.0	DENTAL INSURANCE	.00	.00	.00	713
60-65-100-157.0	LIFE INSURANCE	.00	.00	.00	158
60-65-100-160.0	EMPLOYEE RECOGNITION	.00	.00	.00	100
Total PERSONNEL EXPENSE:		.00	.00	.00	120,487
OPERATING EXPENSE					
60-65-150-200.0	OFFICE SUPPLIES	.00	.00	.00	50
60-65-150-210.0	DEPARTMENT SUPPLIES	.00	.00	.00	5,000
60-65-150-220.0	FIRST AID/SAFETY	.00	.00	.00	1,500
60-65-150-222.0	CHEMICALS	.00	.00	.00	35,000
60-65-150-240.0	MINOR EQUIPMENT	.00	.00	.00	1,000
60-65-150-250.0	MOTOR FUELS AND LUBRICANTS	.00	.00	.00	3,000
60-65-150-260.0	POSTAGE	.00	.00	.00	300
60-65-150-300.0	PROFESSIONAL SERVICES	.00	.00	.00	12,500
60-65-150-302.0	LABORATORY TESTING	.00	.00	.00	12,416
60-65-150-310.0	ATTORNEY SERVICES	.00	.00	.00	.00
60-65-150-350.0	ENGINEER SERVICES	.00	.00	.00	37,500
60-65-150-400.0	ADVERTISING/LEGAL PUBLICATIONS	.00	.00	.00	150
60-65-150-420.0	TRAVEL AND MEETINGS	.00	.00	.00	750
60-65-150-435.0	BOOKS/PUBLICATIONS/SUBSCRIPTS	.00	.00	.00	250
60-65-150-440.0	PROFESSIONAL DEVELOPMENT	.00	.00	.00	2,000
60-65-150-460.0	TELEPHONE	.00	.00	.00	6,000
60-65-150-490.0	HEAT, LIGHTS, AND UTILITIES	.00	.00	.00	110,000
60-65-150-570.0	REPAIRS - BUILDING AND GROUNDS	.00	.00	.00	22,000
60-65-150-580.0	REPAIRS - AUTOMOTIVE EQUIPMENT	.00	.00	.00	2,500
60-65-150-590.0	REPAIRS - OTHER EQUIPMENT	.00	.00	.00	16,479
Total OPERATING EXPENSE:		.00	.00	.00	268,395
CAPITAL EXPENSE					
60-65-200-717.0	SCADA	.00	.00	.00	40,000
60-65-200-725.0	WTP IMPROVEMENTS	.00	.00	.00	40,000
Total CAPITAL EXPENSE:		.00	.00	.00	80,000
INTER-FUND TRANSFER EXPENSE					
60-65-600-910.0	ADMINISTRATIVE TRANSFER - GF	.00	.00	.00	16,234
Total INTER-FUND TRANSFER EXPENSE:		.00	.00	.00	16,234
Total WATER TREATMENT:		.00	.00	.00	485,116

Account Number	Account Title	FY13 Prior year 2 Actual	FY14 Prior year Actual	FY15 Current year Budget	FY16 Adopted Budget
CONTINGENCY - WATER FUND					
CONTINGENT REVENUE					
60-99-075-100.0	CONTINGENT REVENUE	.00	.00	100,000	100,000
	Total CONTINGENT REVENUE:	.00	.00	100,000	100,000
CONTINGENT EXPENSE					
60-99-750-100.0	CONTINGENT EXPENSE	.00	.00	100,000	100,000
	Total CONTINGENT EXPENSE:	.00	.00	100,000	100,000
	Total CONTINGENCY - WATER FUND:	.00	.00	200,000	200,000
	WATER FUND Revenue Total:	2,332,982	2,151,870	2,399,228	2,448,100
	WATER FUND Expenditure Total:	1,756,124	1,831,900	2,399,228	2,448,100
	Net Total WATER FUND:	576,858	319,970	.00	.00

I. Public Works – Wastewater:

Wastewater Collection:

The Wastewater Collection division oversees all maintenance and operations of sixteen wastewater lift stations, the manholes and distribution/collection lines throughout the city. The crew is on call 24/7 for emergency call outs for power outages, main line backups, hazardous spills, and clean up. We do wastewater cleaning to clean twenty five percent of wastewater lines or more every year. We also look for damaged lines or manholes allowing us to slow down the I/I that the treatment plant must take care of thus helping in treatment cost and storage saving to the facility.

Wastewater Treatment & Disposal:

The Wastewater Treatment division operates the wastewater treatment plant, as well as J-ditch mixing station. We are responsible for the maintenance of pumps, filters, aerators, disinfection equipment, laboratory analysis and reporting to state and federal agencies for wastewater monitoring requirements.

II. Mission Statement:

McCall Public Works Department is dedicated to excellence, integrity, and stewardship. We enhance the safety, welfare, and livability of the community by providing and managing infrastructure and services for streets, water and wastewater utilities, and water and wastewater treatment.

McCall's Wastewater Division of Public Works is committed to serving our customers and protecting our environment by operating and maintaining McCall's sanitary wastewater system.

III. Personnel:

Wastewater Treatment & Disposal:

1. Public Works Director
2. Administrative Assistant
3. City Engineer
4. Water and Wastewater Operators (3)

Wastewater Collection:

1. Public Works Director
2. Administrative Assistant
3. City Engineer
4. Utilities Superintendent
5. Utilities Supervisor
6. Utility Operators (4)
7. Seasonal Utility Operators Worker (3)

IV. Specific Projects/Operations Included in the FY16 Budget:

Wastewater Treatment & Disposal:

1. Winter Storage Pond Study.
2. New coliform analysis equipment: an ultraviolet system that will give a more quantifiable coliform result, rather than just a presence or absence result.
3. Continued implementation of the Cooperative Agreement.
4. Reconnect bypass on Winter Storage Pond.
5. Sand filter repair.
6. Replacement of J-Ditch line Air-Vacs.

Wastewater Collection:

1. Continue Hydro clean and camera of 25% of city wastewater mains.
2. Continued I/I reduction project.
3. Upgrade of golf course lift station.
4. Evaluate existing lift stations for future upgrades, repairs and/or replacement.

V. Future Budget Needs/Requests – Operations and Capital Improvements:

1. The relining and/or re-grade/replacement of the Hewitt St. wastewater line also plagued with low flow blockages.
2. Repair or replace wastewater line on Brundage Dr. that is plagued with roots breaking the old concrete pipe.
3. Continue I/I repair of manholes and old wastewater mains as well as the cleaning of troubled mains until repairs or replacement of such lines can be made.
4. Capital expense: wastewater vac truck.
5. Repairs to Lift Station #12 in Smitty Subdivision.
6. Replacing one vehicle every 4 years under the fleet maintenance program.
7. Repair/replace lift station #6 as it is leaking.
8. Removal of sludge from the wastewater treatment lagoons.
9. Construction of new screening/headworks building.
10. Add additional fencing to fully secure the Wastewater Treatment Plant.

WASTEWATER FUND REVENUES BY SOURCE

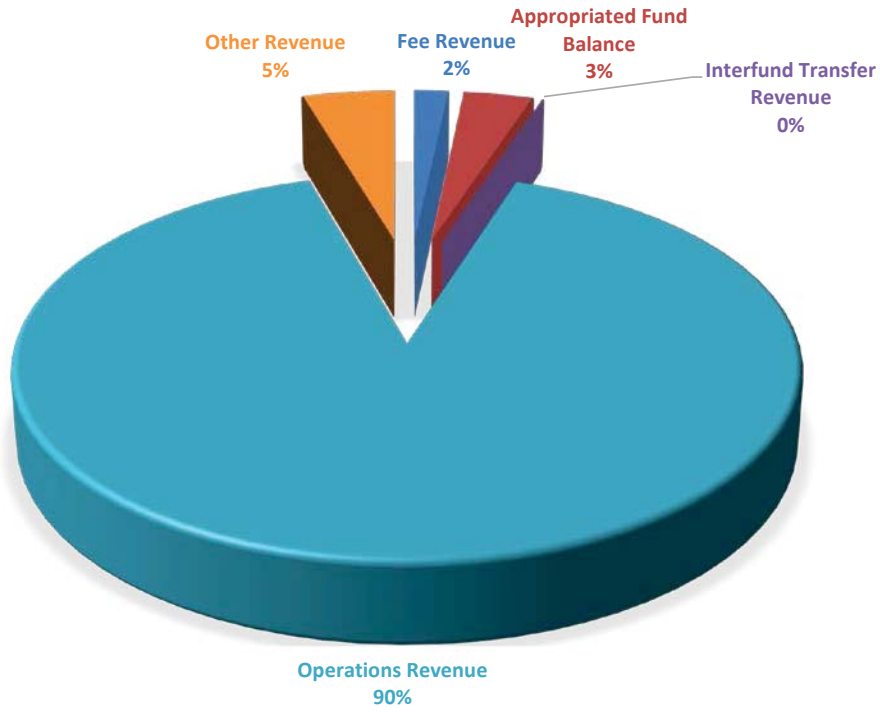

Fee Revenue	$	37,900
Appropriated Fund Balance	$	77,000
Carry Forward	$	-
Interfund Transfer Revenue	$	-
Operations Revenue	$	2,048,865
Other Revenue	$	102,900
Total Revenue	$	2,266,665

Account Number	Account Title	FY13 Prior year 2 Actual	FY14 Prior year Actual	FY15 Current year Budget	FY16 Adopted Budget
WASTEWATER FUND					
WASTEWATER FUND					
REVENUE FEE REVENUE					
70-30-020-200.0	WASTEWATER CONNECTION FEES	9,280	5,510	5,800	5,800
70-30-020-300.0	WWTP DUMPING FEES PENALTIES	23,274	26,260	25,000	25,000
70-30-020-900.0	SERVICE CHARGES	7,094	6,840	7,500	6,800
70-30-020-910.0		311	303	500	300
Total FEE REVENUE:		39,959	38,913	38,800	37,900
GRANT REVENUE					
70-30-025-302.0	DEQ GRANT REV	.00	.00	77,000	77,000
Total GRANT REVENUE:		.00	.00	77,000	77,000
INTEREST REVENUE					
70-30-045-100.0	INTEREST REVENUE	3,013	2,236	2,500	2,900
Total INTEREST REVENUE:		3,013	2,236	2,500	2,900
APPROPRIATED FUND BALANCE					
70-30-050-997.0	APPROPRIATED FUND BALANCE	.00	.00	1,287,228	77,000
Total APPROPRIATED FUND BALANCE:		.00	.00	1,287,228	77,000
CARRY FORWARD REVENUE					
70-30-055-998.0	CARRYFORWARD	.00	.00	.00	.00
Total CARRY FORWARD REVENUE:		.00	.00	.00	.00
INTER-FUND TRANSFER REVENUE					
70-30-060-910.0	HEALTH CARE RESERVE	952	2,654	.00	.00
Total INTER-FUND TRANSFER REVENUE:		952	2,654	.00	.00
OPERATIONS REVENUE					
70-30-065-100.0	WASTEWATER SERVICE REVENUE	2,028,453	2,050,665	2,030,000	1,950,665
Budget notes:					
	Wastewater Rates increased mid-year in Fiscal 2008 to fund IBB 2008B bond issue to pay Wausau/St. Clair judgments.				
70-30-065-700.0	WASTEWATER SYSTEM BUY-IN	157,120	88,380	98,200	98,200
Total OPERATIONS REVENUE:		2,185,573	2,139,045	2,128,200	2,048,865
OTHER REVENUE					
70-30-070-404.0	PLRWSD FLOW BASED MOU	.00	.00	.00	100,000
70-30-070-900.0	MISCELLANEOUS REVENUE	357	2,883	.00	.00
70-30-070-990.0	CASH OVER\(SHORT)	.00	.00	.00	.00
70-30-070-995.0	BAD DEBT RECOVERY	136	1,319	.00	.00
70-30-070-998.0	DONATED ASSETS	175,000	.00	.00	.00
Total OTHER REVENUE:		175,493	4,202	.00	100,000
Total WASTEWATER FUND REVENUE:		2,404,989	2,187,051	3,533,728	2,343,665

Expenditure by Object - Wastewater Collection

	FY 2012 Actual	FY 2013 Actual	FY 2014 Actual	FY 2015 Budget	FY 2016 Proposed	FY 2016 Change
FTE	3	3	3	4	4	-
Expenditure Object						
Personnel	$161,523	$171,285	$190,658	$255,547	$241,358	-6%
Operating	$124,722	$134,815	$116,396	$210,736	$214,779	2%
Capital	$1	$9,999	$0	$1,553,318	$107,000	-1352%
Inter-Fund Transfer	$101,170	$106,176	$109,980	$124,624	$126,450	1%
Other Expense - Depre	$632,954	$661,959	$662,944	$0	$0	-
Subtotal	$1,020,370	$1,084,234	$1,079,979	$2,144,225	$689,587	-211%

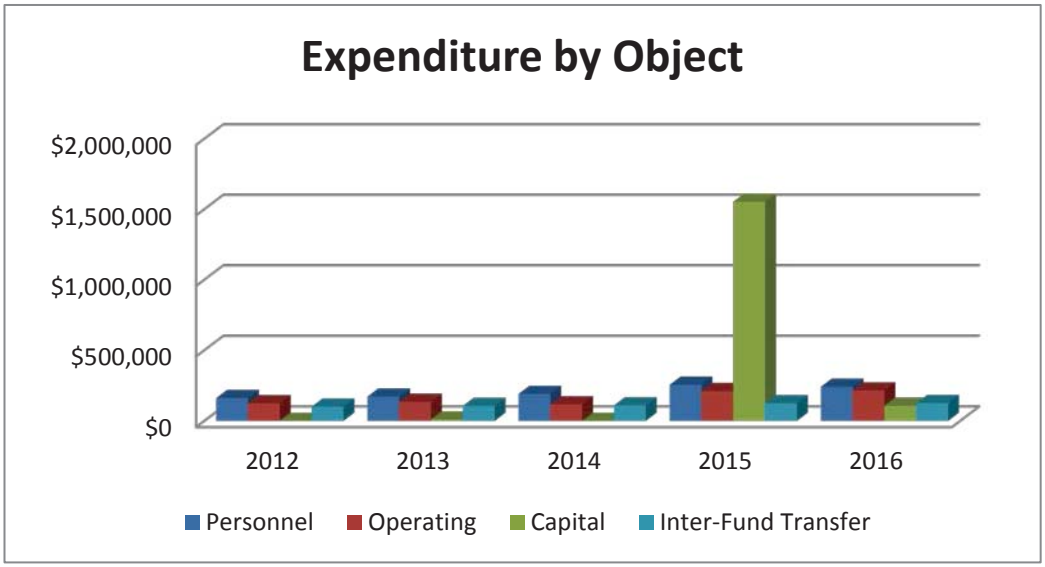

Account Number	Account Title	FY13 Prior year 2 Actual	FY14 Prior year Actual	FY15 Current year Budget	FY16 Adopted Budget
WASTEWATER - COLLECTION					
PERSONNEL EXPENSE					
70-74-100-110.0	SALARIES AND WAGES	121,663	135,902	180,451	164,233
70-74-100-140.0	OVERTIME PAY	46	56	1,578	1,668
70-74-100-147.0	FICA	6,921	7,775	11,286	10,286
70-74-100-148.0	MEDICARE	1,619	1,818	2,639	2,406
70-74-100-149.0	RETIREMENT - PERSI	12,911	15,236	18,421	16,753
70-74-100-150.0	WORKER'S COMPENSATION	3,133	2,881	7,542	7,529
70-74-100-151.0	HEALTH INSURANCE	21,667	23,870	29,162	34,314
70-74-100-152.0	DENTAL INSURANCE	840	1,113	1,261	1,043
70-74-100-153.0	PHYSICAL EXAMS	922	760	1,000	1,000
70-74-100-154.0	UNEMPLOYMENT	.00	.00	.00	.00
70-74-100-156.0	CLOTHING/UNIFORMS	907	791	1,600	1,600
70-74-100-157.0	LIFE INSURANCE	241	267	307	276
70-74-100-158.0	EMPLOYEE GOLF PASS	150	150	150	150
70-74-100-160.0	EMPLOYEE RECOGNITION	266	39	150	100
Total PERSONNEL EXPENSE:		171,285	190,658	255,547	241,358
OPERATING EXPENSE					
70-74-150-200.0	OFFICE SUPPLIES	.00	.00	200	200
70-74-150-210.0	DEPARTMENT SUPPLIES	2,677	3,153	4,000	3,850
70-74-150-220.0	FIRST AID/SAFETY	770	102	2,000	2,000
70-74-150-240.0	MINOR EQUIPMENT	173	258	3,000	3,000
70-74-150-250.0	MOTOR FUELS AND LUBRICANTS	7,013	7,613	9,000	9,000
70-74-150-260.0	POSTAGE	6,225	6,552	6,500	6,500
70-74-150-280.0	LICENSES AND PERMITS	74	75	100	100
70-74-150-300.0	PROFESSIONAL SERVICES	11,841	11,901	30,000	30,000
70-74-150-301.0	PROFESSIONAL SERVICES - BILLS	3,860	4,044	4,500	4,500
70-74-150-310.0	ATTORNEY SERVICES	.00	.00	1,000	7,500
70-74-150-350.0	ENGINEER SERVICES	3,980	3,238	20,000	20,000
70-74-150-400.0	ADVERTISING/LEGAL PUBLICATIONS	.00	.00	200	200
70-74-150-410.0	INSURANCE	21,810	21,103	21,736	23,929
70-74-150-420.0	TRAVEL AND MEETINGS	89	210	2,000	2,000
70-74-150-435.0	BOOKS/PUBLICATIONS/SUBSCRIPTS	.00	.00	1,000	1,000
70-74-150-440.0	PROFESSIONAL DEVELOPMENT	586	2,115	5,000	5,000
70-74-150-460.0	TELEPHONE	3,605	3,779	4,000	4,000
70-74-150-465.0	COMMUNICATIONS - RADIO	558	602	2,000	2,000
70-74-150-490.0	HEAT, LIGHTS, AND UTILITIES	28,906	32,767	40,000	35,000
70-74-150-491.0	PLRWSD BOUNDARY ADJUSTMENT	9,584	9,584	10,000	10,000
Budget notes:					
	Fixed amount with the cooperative agreement.				
70-74-150-570.0	REPAIRS - BUILDING AND GROUNDS	1,363	.00	1,500	1,500
70-74-150-580.0	REPAIRS - AUTOMOTIVE EQUIPMENT	6,633	1,155	7,500	7,500
70-74-150-590.0	REPAIRS - OTHER EQUIPMENT	23,732	5,723	35,000	35,000
70-74-150-595.0	BAD DEBT	1,335	2,421	500	1,000
Total OPERATING EXPENSE:		134,815	116,396	210,736	214,779
CAPITAL EXPENSE					
70-74-200-702.0	CAPITAL PURCHASES	10,000	.00	.00	27,000
Budget notes:					
	~2016 Truck				
70-74-200-707.0	I & I REDUCTION	.00	.00	40,000	80,000
70-74-200-712.0	SCADA PROJECT (NEW LS)	.00	.00	.00	.00
70-74-200-720.0	LIFT STATION #7	.00	.00	1,397,318	.00
70-74-200-722.0	AIRPORT-KRAHN LANE WASTEWATER MAIN	.00	.00	17,823	.00
70-74-200-724.0	WASTEWATER MAIN EXT.-HAYES STR.	.00	.00	18,643	.00
70-74-200-725.0	WASTEWATER MAIN EXT.-SPRUCE STR.	.00	.00	13,000	.00
70-74-200-726.0	WASTEWATER MAIN. REPAIR/REPLACEMENT	.00	.00	66,534	.00

Account Number	Account Title	FY13 Prior year 2 Actual	FY14 Prior year Actual	FY15 Current year Budget	FY16 Adopted Budget
Total CAPITAL EXPENSE:		10,000	.00	1,553,318	107,000
INTER-FUND TRANSFER EXPENSE					
70-74-600-905.0	ENGINEER TRANSFER	10,865	10,860	10,316	10,316
70-74-600-910.0	ADMINISTRATIVE TRANSFER - GF	48,301	44,040	42,942	50,169
70-74-600-915.0	GIS TRANSFER	6,346	5,028	18,227	18,227
70-74-600-920.0	PUBLIC WORKS TRANSFER	31,503	39,900	45,706	39,726
70-74-600-972.0	FUND TRANSFER - NETWORK ADMIN	9,161	10,152	7,433	8,012
Total INTER-FUND TRANSFER EXPENSE:		106,176	109,980	124,624	126,450
OTHER EXPENSE					
70-74-650-980.0	DEPRECIATION EXPENSE	661,959	662,944	.00	.00
Total OTHER EXPENSE:		661,959	662,944	.00	.00
Total WASTEWATER - COLLECTION:		1,084,235	1,079,979	2,144,225	689,587

Expenditure by Object - Wastewater Treatment

	FY 2012 Actual	FY 2013 Actual	FY 2014 Actual	FY 2015 Budget	FY 2016 Proposed	FY 2016 Change
FTE	1	1	1	1	1	-

Expenditure Object						
Personnel	$107,788	$111,212	$113,310	$107,288	$79,564	-35%
Operating	$209,803	$164,660	$197,411	$257,743	$215,853	-19%
Capital	$0	-$10,000	$0	$194,000	$58,000	-
Debt Related	$78,223	$71,357	$64,253	$239,380	$235,630	-2%
Inter-Fund Transfer	$89,937	$89,667	$94,944	$99,154	$71,473	-39%
Other Expense - Depre	$18,785	$18,139	$0	$0	$0	-
Subtotal	$504,536	$445,034	$469,919	$897,565	$660,520	-36%

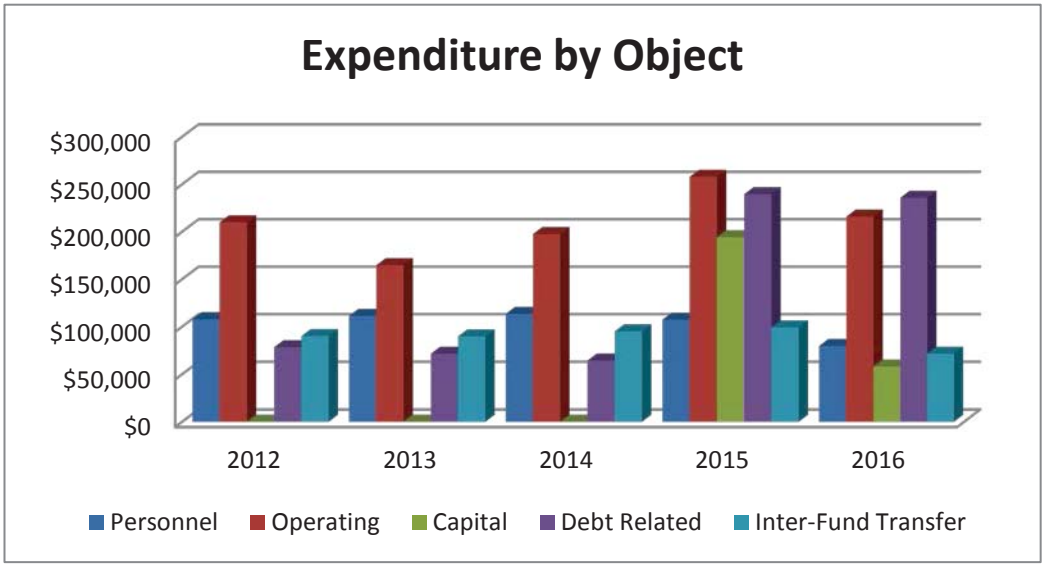

Account Number	Account Title	FY13 Prior year 2 Actual	FY14 Prior year Actual	FY15 Current year Budget	FY16 Adopted Budget
WASTEWATER - TREATMENT					
PERSONNEL EXPENSE					
70-75-100-110.0	SALARIES AND WAGES	80,954	82,400	75,471	56,483
70-75-100-140.0	OVERTIME PAY	716	.00	476	371
70-75-100-147.0	FICA	4,839	4,980	4,709	3,525
70-75-100-148.0	MEDICARE	1,132	1,165	1,101	824
70-75-100-149.0	RETIREMENT - PERSI	8,594	9,413	8,597	6,436
70-75-100-150.0	WORKER'S COMPENSATION	2,325	1,905	3,234	2,386
70-75-100-151.0	HEALTH INSURANCE	11,349	12,231	12,312	8,276
70-75-100-152.0	DENTAL INSURANCE	561	642	613	506
70-75-100-153.0	PHYSICAL EXAMS	50	50	100	100
70-75-100-156.0	CLOTHING/UNIFORMS	458	385	500	500
70-75-100-157.0	LIFE INSURANCE	131	131	125	107
70-75-100-158.0	EMPLOYEE GOLF PASS	.00	.00	.00	.00
70-75-100-160.0	EMPLOYEE RECOGNITION	102	10	50	50
Total PERSONNEL EXPENSE:		111,212	113,310	107,288	79,564
OPERATING EXPENSE					
70-75-150-210.0	DEPARTMENT SUPPLIES	2,531	2,871	3,500	2,000
70-75-150-220.0	FIRST AID/SAFETY	.00	90	500	500
70-75-150-222.0	CHEMICALS	17,996	18,702	34,600	50,000
70-75-150-240.0	MINOR EQUIPMENT	1,159	258	8,000	5,000
70-75-150-250.0	MOTOR FUELS AND LUBRICANTS	1,858	1,464	2,000	2,000
70-75-150-260.0	POSTAGE	339	368	300	400
70-75-150-300.0	PROFESSIONAL SERVICES	33,769	46,954	34,800	25,000
70-75-150-302.0	LABORATORY TESTING	.00	.00	.00	10,000
70-75-150-310.0	ATTORNEY SERVICES	469	4,199	10,000	7,500
70-75-150-350.0	ENGINEER SERVICES	7,522	4,431	30,000	20,000
70-75-150-355.0	ENGINEERING - TAG	.00	.00	.00	.00
70-75-150-400.0	ADVERTISING/LEGAL PUBLICATIONS	.00	.00	200	200
70-75-150-410.0	INSURANCE	6,064	5,867	6,043	6,653
70-75-150-420.0	TRAVEL AND MEETINGS	.00	418	2,000	2,000
70-75-150-435.0	BOOKS/PUBLICATIONS/SUBSCRIPTS	320	.00	1,000	1,000
70-75-150-440.0	PROFESSIONAL DEVELOPMENT	1,281	1,028	3,000	3,000
70-75-150-460.0	TELEPHONE	2,603	2,474	3,000	2,400
70-75-150-490.0	HEAT, LIGHTS, AND UTILITIES	84,186	95,653	85,000	50,000
70-75-150-560.0	REPAIRS - OFFICE EQUIPMENT	.00	.00	200	200
70-75-150-570.0	REPAIRS - BUILDING AND GROUNDS	581	848	1,600	1,000
70-75-150-580.0	REPAIRS - AUTOMOTIVE EQUIPMENT	138	409	2,000	2,000
70-75-150-590.0	REPAIRS - OTHER EQUIPMENT	3,844	11,376	30,000	25,000
Total OPERATING EXPENSE:		164,660	197,411	257,743	215,853
CAPITAL EXPENSE					
70-75-200-702.0	CAPITAL PURCHASES	10,000-	.00	.00	8,000
Budget notes:					
~2016 Laboratory Equipment					
70-75-200-703.0	DEQ GRANT - WWTP LEAK STUDY	.00	.00	77,000	.00
70-75-200-705.0	WWTP - IMPROVEMENTS	.00	.00	40,000	50,000
Budget notes:					
~2016 Aeration & Sand Filter Repairs					
70-75-200-711.0	WASTEWATER FACILITY PLAN (TAG)	.00	.00	.00	.00
70-75-200-714.0	DEQ GRANT-MATCH-WWTP LEAK STDY	.00	.00	77,000	.00
Total CAPITAL EXPENSE:		10,000-	.00	194,000	58,000
DEBT RELATED EXPENSE					
70-75-350-822.0	ID BOND BANK 2004A PRINCIPAL	.00	.00	175,000	180,000
70-75-350-823.0	ID BOND BANK 2004A INTEREST	71,357	64,253	64,380	55,630
Budget notes:					

Account Number	Account Title	FY13 Prior year 2 Actual	FY14 Prior year Actual	FY15 Current year Budget	FY16 Adopted Budget
	Bonds Mature 2021, P & I payments average $240,000, Variable interest rate 2.50% to 4.30% at maturity (Payment made to US Bank)				
	Total DEBT RELATED EXPENSE:	71,357	64,253	239,380	235,630
INTER-FUND TRANSFER EXPENSE					
70-75-600-905.0	ENGINEER TRANSFER	.00	.00	.00	.00
70-75-600-910.0	ADMINISTRATIVE TRANSFER - GF	62,608	67,320	70,073	37,055
70-75-600-920.0	PUBLIC WORKS TRANSFER	24,150	24,420	21,743	27,612
70-75-600-972.0	FUND TRANSFER - NETWORK ADMIN	2,909	3,204	7,338	6,806
	Total INTER-FUND TRANSFER EXPENSE:	89,667	94,944	99,154	71,473
	Total WASTEWATER - TREATMENT:	426,895	469,919	897,565	660,520

Expenditure by Object - Wastewater J Ditch Re-Use

	FY 2012 Actual	FY 2013 Actual	FY 2014 Actual	FY 2015 Budget	FY 2016 Proposed	FY 2016 Change
FTE					0	-

Expenditure Object						
Personnel	$0	$0	$0	$0	$14,133	100%
Operating	$0	$0	$0	$0	$114,400	100%
Capital	$0	$0	$0	$0	$328,059	-
Debt Related	$303,691	$297,320	$290,556	$491,938	$494,250	0%
Inter-Fund Transfer	$0	$0	$0	$0	$42,716	100%
Other Expense - Depre	$0	$0	$0	$0	$0	-
Subtotal	$303,691	$297,320	$290,556	$491,938	$993,558	50%

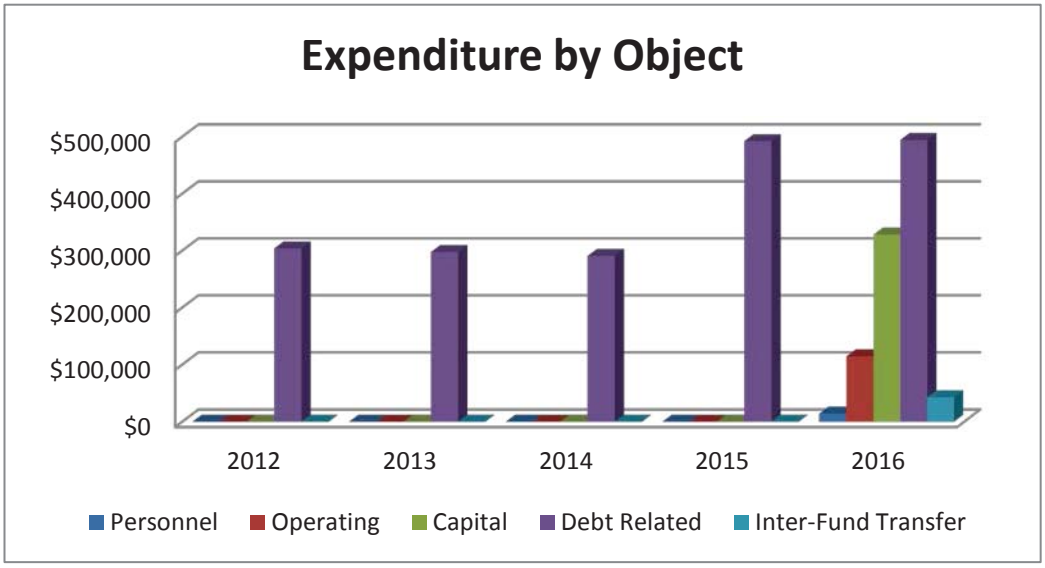

Account Number	Account Title	FY13 Prior year 2 Actual	FY14 Prior year Actual	FY15 Current year Budget	FY16 Adopted Budget
J DITCH RE-USE					
PERSONNEL EXPENSE					
70-76-100-110.0	SALARIES AND WAGES	.00	.00	.00	10,125
70-76-100-140.0	OVERTIME PAY	.00	.00	.00	69
70-76-100-147.0	FICA	.00	.00	.00	632
70-76-100-148.0	MEDICARE	.00	.00	.00	148
70-76-100-149.0	RETIREMENT - PERSI	.00	.00	.00	1,154
70-76-100-150.0	WORKER'S COMPENSATION	.00	.00	.00	428
70-76-100-151.0	HEALTH INSURANCE	.00	.00	.00	1,469
70-76-100-152.0	DENTAL INSURANCE	.00	.00	.00	89
70-76-100-157.0	LIVE INSURANCE	.00	.00	.00	19
Total PERSONNEL EXPENSE:		.00	.00	.00	14,133
OPERATING EXPENSE					
70-76-150-210.0	DEPARTMENT SUPPLIES	.00	.00	.00	1,000
70-76-150-240.0	MINOR EQUIPMENT	.00	.00	.00	3,000
70-76-150-300.0	PROFESSIONAL SERVICES	.00	.00	.00	9,800
70-76-150-310.0	ATTORNEY SERVICES	.00	.00	.00	10,000
70-76-150-350.0	ENGINEER SERVICES	.00	.00	.00	10,000
70-76-150-351.0	ENGINEER SERVICES-PLRWSD REIMB	.00	.00	.00	40,000
70-76-150-490.0	HEAT, LIGHTS, AND UTILITIES	.00	.00	.00	35,000
70-76-150-570.0	REPAIRS - BUILDING AND GROUNDS	.00	.00	.00	600
70-76-150-590.0	REPAIRS - OTHER EQUIPMENT	.00	.00	.00	5,000
Total OPERATING EXPENSE:		.00	.00	.00	114,400
CAPITAL EXPENSE					
70-76-200-702.0	CAPITAL PURCHASES	.00	.00	.00	174,059
Budget notes:					
~2016 450 Pump Rebuild and mixing station cost share					
70-76-200-703.0	DEQ GRANT - WW LEAK STUDY	.00	.00	.00	77,000
70-76-200-704.0	DEQ GRANT-MATCH-WW LEAK STUDY	.00	.00	.00	77,000
Total CAPITAL EXPENSE:		.00	.00	.00	328,059
DEBT SERVICE					
70-76-350-824.0	SERIES '08 REV BOND INTEREST	297,320	290,556	286,938	279,250
Budget notes:					
IBB 2008B bond issue to satisfy Wausau/St. Clair judgments; Interest only payments until 2011					
Bonds Mature 2029, monthly P & I payments of $34,874, Variable interest rate 3.5% to 4.5% at maturity (Payment made to US Bank Trust which pays Idaho Bond Bank)					
.					
70-76-350-825.0	SERIES '08 REV BOND PRINCIPAL	.00	.00	205,000	215,000
Total DEBT SERVICE:		297,320	290,556	491,938	494,250
INTER-FUND TRANSFER EXPENSE					
70-76-600-910.0	ADMINISTRATIVE TRANSFER - GF	.00	.00	.00	42,716
Total INTER-FUND TRANSFER EXPENSE:		.00	.00	.00	42,716
Total J DITCH RE-USE:		297,320	290,556	491,938	993,558

Account Number	Account Title	FY13 Prior year 2 Actual	FY14 Prior year Actual	FY15 Current year Budget	FY16 Adopted Budget
CONTINGENCY - WASTEWATER FUND					
CONTINGENT REVENUE					
70-99-075-100.0	CONTINGENT REVENUE	.00	.00	100,000	100,000
	Total CONTINGENT REVENUE:	.00	.00	100,000	100,000
CONTINGENT EXPENSE					
70-99-750-100.0	CONTINGENT EXPENSE	.00	.00	100,000	100,000
	Total CONTINGENT EXPENSE:	.00	.00	100,000	100,000
	Total CONTINGENCY - WASTEWATER FUND:	.00	.00	200,000	200,000
	WASTEWATER FUND Revenue Total:	2,404,989	2,187,051	3,633,728	2,443,665
	WASTEWATER FUND Expenditure Total:	1,808,449	1,840,454	3,633,728	2,443,665
	Net Total WASTEWATER FUND:	596,540	346,597	.00	.00
	Net Grand Totals:	1,691,500	1,443,247	.00	.00

FY16 CAPITAL PLAN	FY 16	FY16 Funding Sources										
	Timeline	Prop Tax Cap	LOT	Ex Gen Fnd	Dedicated							Grants
					St. Fnd Bal	Str. Prop Taxes	Airpt Fnd Bal	Airpt Prop. Taxes	Airpt Carry Fwd	Rec Prop Taxes	Golf Capital	
PROJECTS												
Library Facility [3]	25,000		25,000									
C/D Tiger Grant	600,000				200,000							400,000
Airport Land Acquisition	3,400,000			56,668			195,357	25,681	22,294			3,100,000
Rotary Park ADA [4]	120,000		70,000	5,477						44,523		
Annual C/D ADA Upgrades	10,000	10,000										
Art Roberts Storm Water	10,000			10,000								
C/D City Hall Improvements	Removed $13K											
Annex Repairs/Transit Match	Removed $55K											
Golf Clubhouse Repairs	35,000	35,000										
Golf Facility Improvements	10,000										10,000	
Police Facility Upgrade	12,500	12,500										
IT Police Data Backup	56,000			56,000								
Parks Relocation	250,000	55,000		195,000								
EQUIPMENT												
Clerk Laserfiche	12,000	12,000										
Finance/Accounting/HR Software	14,825	3,342		11,483								
Toro Sprayer [5]	35,000		35,000									
Police Vehicle Rotation	91,500	91,500										
P/W Trucks	25,000					25,000						
Crack Sealing Machine	50,000					50,000						
PLANNING												
Comp Plan	125,000			125,000								
PROGRAMS												
LOT Admin. [1]	18,000		18,000									
Winter Carnival/Events [2]	35,280		35,280									
STREETS MAINTENANCE & REHAB												
Streets Maintenance/Rehab	318,000			135,000	79,579	103,421						
FY16 TOTALS												
TOTALS	5,253,105	219,342	183,280	594,628	279,579	178,421	195,357	25,681	22,294	44,523	10,000	3,500,000

Account Number	Account Title	FY13 Prior year 2 Actual	FY14 Prior year Actual	FY15 Current year Budget	FY16 Adopted Budget
URBAN RENEWAL AGENCY FUND					
URBAN RENEWAL FUND REVENUE					
PROPERTY TAX REVENUE					
90-30-010-100.0	PROPERTY TAX	593,504	592,809	605,000	600,000
	Total PROPERTY TAX REVENUE:	593,504	592,809	605,000	600,000
FEE REVENUE					
90-30-020-300.0	BOND REVENUE	.00	.00	.00	.00
	Total FEE REVENUE:	.00	.00	.00	.00
INTEREST REVENUE					
90-30-045-100.0	INTEREST INCOME	106	72	127	127
	Total INTEREST REVENUE:	106	72	127	127
APPROPRIATED FUND BALANCE					
90-30-050-997.0	APPROPRIATED FUND BALANCE	.00	.00	220,000	45,000
	Total APPROPRIATED FUND BALANCE:	.00	.00	220,000	45,000
CARRY FORWARD REVENUE					
90-30-055-998.0	CARRY FORWARD	.00	.00	.00	.00
	Total CARRY FORWARD REVENUE:	.00	.00	.00	.00
OTHER REVENUE					
90-30-070-900.0	MISCELLANEOUS REVENUE	.00	981	.00	.00
90-30-070-990.0	CASH OVER\(SHORT)	.00	.00	.00	.00
	Total OTHER REVENUE:	.00	981	.00	.00
	Total URBAN RENEWAL FUND REVENUE:	593,610	593,861	825,127	645,127

Account Number	Account Title	FY13 Prior year 2 Actual	FY14 Prior year Actual	FY15 Current year Budget	FY16 Adopted Budget
URBAN RENEWAL AGENCY EXPENSES					
OPERATING EXPENSE					
90-40-150-300.0	PROFESSIONAL SERVICES	6,846	855	22,270	20,192
90-40-150-410.0	INSURANCE	935	963	1,069	1,122
90-40-150-657.0	BANK CHARGES	645	2,487	2,900	2,900
Total OPERATING EXPENSE:		8,426	4,305	26,239	24,214
CAPITAL EXPENSE					
90-40-200-702.0	CAPITAL PURCHASES	.00	.00	.00	.00
90-40-200-703.0	BOND ISSUANCE COSTS	.00	.00	.00	.00
90-40-200-998.0	RESERVED - FUTURE CAPITAL	.00	.00	100,000	98,000
Total CAPITAL EXPENSE:		.00	.00	100,000	98,000
GRANT RELATED EXPENSE					
90-40-250-700.0	GRANT - EDA CONFERENCE CENTER	.00	.00	.00	.00
Total GRANT RELATED EXPENSE:		.00	.00	.00	.00
DEBT RELATED EXPENSE					
90-40-350-500.0	REVENUE BOND PRINCIPAL	.00	.00	355,000	370,000
90-40-350-510.0	REVENUE BOND INTEREST	150,178	135,554	123,888	107,913
90-40-350-514.0	REVENUE BOND RESERVE	.00	.00	.00	.00
90-40-350-810.0	US BANK REVENUE BOND PRINCIPAL	.00	.00	.00	.00
90-40-350-811.0	US BANK REVENUE BOND INTEREST	.00	.00	.00	.00
90-40-350-985.0	AMORTIZATION EXPENSE	8,895	.00	.00	.00
Total DEBT RELATED EXPENSE:		159,073	135,554	478,888	477,913
INTER-FUND TRANSFER EXPENSE					
90-40-600-970.0	DONATED ASSETS - CITY	1,699,215	.00	.00	.00
90-40-600-971.0	FUND TRANSFER-CAPITAL PROJECTS	.00	.00	220,000	45,000
Total INTER-FUND TRANSFER EXPENSE:		1,699,215	.00	220,000	45,000
Classification: 650					
90-40-650-980.0	DEPRECIATION EXPENSE	340,756	340,756	.00	.00
Total Classification: 650:		340,756	340,756	.00	.00
Total URBAN RENEWAL AGENCY EXPENSES:		2,207,469	480,615	825,127	645,127
URBAN RENEWAL AGENCY FUND Revenue Total:		593,610	593,861	825,127	645,127
URBAN RENEWAL AGENCY FUND Expenditure Total:		2,207,469	480,615	825,127	645,127
Net Total URBAN RENEWAL AGENCY FUND:		1,613,859-	113,247	.00	.00
Net Grand Totals:		1,613,859-	113,247	.00	.00

City of McCall Debt Service Multi-Year Payment Schedule
As of September 30, 2016

				Principal	Payments During FY ending 9/30/16				Principal
				Balance					Balance
Description	**Maturity Date**	**P & I Payment**	**Interest Rate**	**9/30/2015**	**Pymt Dates**	**Principal**	**Interest**	**Total**	**9/30/2016**
Water Fund									
2003 Water Revenue Bonds	2018	$32,000/Monthly	2.00% to 3.70%	**1,345,000**	Monthly - 3rd	430,000	48,455	478,455	**915,000**
(Refinance 1994 Bonds and 1996 Bonds)					Tuesday				
DEQ SRF Loan #DW-9906	4/15/2024				15-Oct-15	150,445	29,509	179,955	
(New Water Treatment Plant)		$179,595/Annual	2.00%	**2,950,945**	15-Apr-16	151,950	28,005	179,955	**2,648,550**
Total Water Fund				**4,295,945**					**3,563,550**
WASTEWATER Fund									
2004A WASTEWATER Refunding Bonds	8/15/2022	$239,000/Avg. Annual	2.50% to 5.00%	**1,330,000**	15-Feb-16	0	27,815	27,815	**1,150,000**
(Idaho Bond Bank)					15-Aug-16	180,000	27,815	207,815	
(Refinance DEQ Loan)									
2008B WASTEWATER Refunding Bonds	9/15/2029	$? Monthly	3.50% to 4.50%	**6,135,000**	15-Mar-16	0	139,625	139,625	**5,920,000**
(Idaho Bond Bank)					15-Sep-16	215,000	139,625	354,625	
(Wausau Judgment)									
Total WASTEWATER Fund				**7,465,000**					**7,070,000**
Urban Renewal									
07A Revenue Allocation Bonds	8/1/2021	$475,000/Avg. Annual	3.80% to 4.50%	**2,465,000**	1-Feb-16		53,956	53,956	**2,095,000**
(Legacy Park Project)					1-Aug-16	370,000	53,956	423,956	
Total Urban Renewal Fund									
Total City and Urban Renewal Debt				**11,760,945**					**10,633,550**